

**URBANA CITY COUNCIL  
REGULAR SESSION MEETING AGENDA  
TUESDAY, MARCH 19, 2019, at 6:00 P.M.**

**(The UCC Regular Session Meeting will be held in Council Chambers/the Municipal Building)**

---

**Call to Order**

**Roll Call**

**Pledge of Allegiance**

**Approval of Minutes**

Urbana City Council Regular Session meeting minutes of March 5, 2019, in addition to Work Session meeting minutes of February 26, 2019.

**Mayoral Proclamation – Development Disabilities Awareness Month**

**Communications**

1. Champaign County Municipal Court 2018 Annual Report (See attached)
2. Letter from Keith Faber, Ohio Auditor of State, regarding Ohio Police and Fire Pension Fund (See attached)
3. Park Board Meeting Notes of January 14, 2019 (See attached)
4. Board of Zoning Appeals Meeting Minutes of January 14, 2019 (See attached)

**Planning Commission**

**Champaign Economic Partnership**

**Board of Control**

1. The Board of Control recommends that Council authorize the Director of Administration to enter into a unit price contract with R.B. Jergens Contractors, Inc. of Vandalia for the US 36/US 68 Intersection Improvements (Monument Square Roundabout Improvements)(ODOT PID #103793) in the amount of \$1,808,913.09 (contingent upon final contract authorization by ODOT). This bid was the lowest and best bid of three bids received as part of the city's rebid process for this project. The roundabout project will be funded by multiple federal, state, and local funding sources. See attached funding breakdown and bid tabulation. VOTE: 3-0
2. The Board of Control recommends that Council authorize the Director of Administration to enter into a unit price contract with Strawser Paving Company, Inc. of Columbus for the 2019 Sidewalk, Curb and Gutter Replacement Program in an amount of up to \$105,231.05. The city is responsible for \$29,261.80 of this contract amount to complete curb & gutter replacement, drive approaches, and curb ramps in areas where paving is planned for the summer of 2019. Private

property owners are responsible for \$75,969.25 of concrete work prior to summer paving (based on uncompleted work as of mid-February). The final contract value may adjust based on what work is completed privately by property owners prior to this spring's deadline for work completion (April 19, 2019). This bid was one of five sealed bids received for this program. This expense will be charged to Capital Improvement Fund – Street and is in the 2019 budget at \$25,000.00. See attached bid tabulation. VOTE: 3-0

#### **Citizen Comments**

#### **Ordinances and Resolutions**

#### **Third Reading**

#### **Second Reading**

##### **ORDINANCE NO. 4504-19**

AN ORDINANCE TO MODIFY SECTION 521.08(D)(1) OF THE CODIFIED ORDINANCES TO INCLUDE LAWN CLIPPINGS IN THE DEFINITION OF “LITTER,” AND DECLARING AN EMERGENCY. Sponsored by Councilman Ray Piper. (Requires 3 readings)

#### **First Reading**

##### **RESOLUTION NO. 2548-19**

A RESOLUTION ACCEPTING THE REPORT OF THE CITY OF URBANA TAX INCENTIVE REVIEW COUNCIL (TIRC) ON THE STATUS OF THE ENTERPRISE ZONE AND COMMUNITY REINVESTMENT AREA AGREEMENTS, TO ACCEPT THE RECOMMENDATIONS OF THE TIRC CONCERNING THOSE AGREEMENTS. (May be passed on first reading.)

##### **RESOLUTION NO. 2549-19**

A RESOLUTION ENACTED BY THE CITY OF URBANA, CHAMPAIGN COUNTY, OHIO, TO AUTHORIZE THE DIRECTOR OF ADMINISTRATION TO MAKE APPLICATION TO THE OHIO DEPARTMENT OF TRANSPORTATION UNDER THE SMALL CITY PROGRAM FOR IMPROVEMENTS TO SOUTH HIGH STREET, AND DECLARING AN EMERGENCY. (May be passed on first reading.)

##### **RESOLUTION NO. 2550-19**

A RESOLUTION TO AUTHORIZE THE DIRECTOR OF ADMINISTRATION OF THE CITY OF URBANA TO ENTER INTO A MEMORANDUM OF AGREEMENT BETWEEN DRIVEOHIO AND THE CITY OF URBANA (THE MUNICIPALITY) TO PARTICIPATE IN THE AUTONOMOUS VEHICLE PILOT PROGRAM (AVPP) AND TO PROMOTE AUTONOMOUS VEHICLE TESTING SITES WITHIN THE CITY. (May be passed on first reading.)

##### **RESOLUTION NO. 2551-19**

A RESOLUTION TO INDICATE LOCAL SUPPORT OF AN APPLICATION BY THE DEVELOPERS OF LEGACY PLACE TO THE OHIO HISTORIC PRESERVATION TAX CREDIT PROGRAM, AND DECLARING AN EMERGENCY. (May be passed on first reading.)

**Miscellaneous Business**

**Adjourn**

---

**Work Session**

---

**EXECUTIVE SESSION**

Pursuant to Ohio Revised Code section 121.22(G)(1), to consider the appointment, employment, dismissal, discipline, promotion, demotion, or compensation of a public employee or official, or the investigation of charges or complaints against a public employee, official, licensee, or regulated individual, unless the public employee, official, licensee, or regulated individual requests a public hearing.

**URBANA CITY COUNCIL  
REGULAR SESSION MEETING  
TUESDAY, MARCH 5, 2019**

President Hess called the City of Urbana Regular Session Meeting to order at 6:00 p.m. City staff attending: Mayor Bill Bean, Director of Administration Kerry Brugger, Director of Finance Chris Boettcher, Director of Law Mark Feinstein, and Zoning Officer Adam Moore.

**PRESIDENT CALLED ROLL:** Mr. Fields, absent; Mr. Hoffman, absent; Mr. Paul, present; Mr. Scott, present; Mr. Thackery, present; and Mr. Piper, present.

President Hess led those present in the Pledge of Allegiance.

**MINUTES** of the Regular Session Meeting Minutes February 19, 2018, were presented for approval. Mr. Thackery moved for the approval of said minutes and Mr. Paul seconded. Voice vote on approval: all ayes, nays, none.  
Motion passed 4-0.

**COMMUNICATIONS**

1. Design Review Board Meeting Minutes of January 28, 2019
2. Proclamation by Mayor Bill Bean regarding the American Red Cross.

Mr. Paul moved to accept all of the communications. Mr. Thackery seconded. Voice vote on approval: all ayes, nays, none.  
Motion passed 4-0.

**CHAMPAIGN ECONOMIC PARTNERSHIP**

Marcia Bailey spoke about the Enterprise Zone Agreement with regard to the hotel. She stated the address would be 170 S.R. 55, Urbana, Ohio 43078. She reported that this was a 5.7 million dollar investment, a \$250,000.00 payroll for 12-15 employees. She also advised that construction would begin when all the paperwork is complete and the weather breaks. She also stated that there is the tax exemption for 100% for 15 years for the 31,000 square foot hotel, with the construction area as the exempted for the 15 years.

Mr. Thackery moved to put Resolution No. 2547-19, (RESOLUTION OF THE CITY OF URBANA COUNCIL ADOPTING THE ENTERPRISE ZONE AREA AGREEMENT BY AND BETWEEN THE CITY OF URANA AS THE MUNICIPAL CORPORATION AND URBANA HOTEL LLC AS THE PROPERTY OWNER) on the floor for discussion and possible passage. Mr. Scott seconded.

President Hess called for a roll call for passage: Mr. Paul, yes; Mr. Scott, yes; Mr. Thackery, yes; and Mr. Piper, yes.

Motion passed 4-0.

## **ADMINISTRATIVE REPORTS – BOARD OF CONTROL**

### **CITIZEN COMMENTS**

Russ Bartley – 510 East Church St. Mr. Bartley spoke about the Ordinance on the agenda regarding lawn clippings and stated that citizens can't cut their grass without being in violation.

### **ORDINANCES AND RESOLUTIONS:**

#### **Third Reading –**

#### **ORDINANCE NO. 4397-19**

AN ORDINANCE ESTABLISHING THE SALARY AND BENEFITS FOR THE FIRE CHIEF OF THE CITY OF URBANA.

Mr. Brugger advised that the last time this and the following ordinance were addressed was in 2013, and at that time the only thing changed was the expiration date, for that was removed. Mr. Brugger gave a summary of the changes.

Mr. Thackery moved to put this ordinance on the floor for discussion and possible passage. Mr. Paul seconded.

President Hess called for a roll call for passage: Mr. Paul, yes; Mr. Scott, yes; Mr. Thackery, yes; and Mr. Piper, yes.

Ordinance passed 4-0.

#### **ORDINANCE NO. 4398-19**

AN ORDINANCE ESTABLISHING THE SALRY AND BENEFITS FOR THE ASSISTANT FIRE CHIEF OF THE CITY OF URBANA.

Mr. Brugger gave a summary of the changes.

Mr. Thackery moved to put this ordinance on the floor for discussion and possible passage. Mr. Paul seconded.

President Hess called for a roll call for passage: Mr. Scott, yes; Mr. Thackery, yes; Mr. Piper, yes; and Mr. Paul, yes.

Ordinance passed 4-0.

#### **ORDINANCE NO. 4399-19**

AN ORDINANCE ESTABLISHING THE SALRY AND BENEFITS FOR THE CENTRAL STAFF EMPLOYEES OF THE CITY OF URBANA.

Mr. Brugger gave a summary of the changes as well as stated that the City was looking into job description process to match the pay with the responsibilities.

Mr. Thackery moved to put this ordinance on the floor for discussion and possible passage.

President Hess called for a roll call for passage: Mr. Thackery, yes; Mr. Piper, yes; Mr. Paul, yes; and Mr. Scott, yes.

Ordinance passed 4-0.

**ORDINANCE NO. 4400-19**

AN ORDINANCE ESTABLISHING THE SALRY AND BENEFITS FOR THE POLICE CHIEF OF THE CITY OF URBANA.

Mr. Brugger gave a summary of the changes.

Mr. Thackery moved to put this ordinance on the floor for discussion and possible passage. Mr. Paul seconded.

President Hess called for a roll call for passage: Mr. Piper, yes; Mr. Paul, yes; Mr. Scott, yes; and Mr. Thackery, yes.

Ordinance passed 4-0.

**ORDINANCE NO. 4401-19**

AN ORDINANCE ESTABLISHING THE SALRY AND BENEFITS FOR THE POLICE LIEUTENANT OF THE CITY OF URBANA.

Mr. Brugger gave a summary of the changes.

Mr. Thackery moved to put this ordinance on the floor for discussion and possible passage. Mr. Paul seconded.

President Hess called for a roll call for passage: Mr. Piper, yes; Mr. Paul, yes; Mr. Scott, yes; and Mr. Thackery, yes.

Ordinance passed 4-0.

**ORDINANCE NO. 4405-19**

AN ORDINANCE FIXING SALARY AND OTHER BENEFITS FOR THE DIRECTOR OF ADMINISTRATION.

Mr. Brugger gave a summary of the changes.

Mr. Thackery moved to put this ordinance on the floor for discussion and possible passage. Mr. Paul seconded.

President Hess called for a roll call for passage: Mr. Paul, yes; Mr. Scott, yes; Mr. Thackery, yes; and Mr. Piper, yes.

Ordinance passed 4-0.

**ORDINANCE NO. 4406-19**

AN ORDINANCE FIXING SALARY AND OTHER BENEFITS FOR THE DIRECTOR OF FINANCE.

Mr. Brugger gave a summary of the changes.

Mr. Thackery moved to put this ordinance on the floor for discussion and possible passage. Mr. Scott seconded.

President Hess called for a roll call for passage: Mr. Paul, yes; Mr. Scott, yes; Mr. Thackery, yes; and Mr. Piper, yes.

Ordinance passed 4-0.

**ORDINANCE NO. 4407-19**

AN ORDINANCE FIXING SALARY AND OTHER BENEFITS FOR THE DIRECTOR OF LAW.

Mr. Brugger gave a summary of the changes.

Mr. Thackery moved to put this ordinance on the floor for discussion and possible passage. Mr. Paul seconded.

President Hess called for a roll call for passage: Mr. Paul, yes; Mr. Scott, yes; Mr. Thackery, yes; and Mr. Piper, yes.

Ordinance passed 4-0.

## **Second Reading –**

### **First Reading –**

#### **ORDINANCE NO. 4504-19**

AN ORDINANCE TO MODIFY SECTION 521.08(D)(1) OF THE CODIFIED ORDINANCES TO INCLUDE LAWN CLIPPINGS IN THE DEFINITION OF “LITTER,” AND DECLARING AN EMERGENCY. Sponsored by Councilman Ray Piper. (Requires 3 readings)

Mr. Piper stated that this ordinance was designed to stop the act of blowing grass clippings in the streets for safety purposes as well as keeping the clippings out of the Stormwater areas. He also added that it looks bad as well. President Hess stated that this ordinance was like the dog poop law, to which has never been enforced and he would hate to put the burden of enforcement on the police department or zoning department. Mr. Piper stated that he was just doing his job as a councilman.

President Hess declared this ordinance to have its first reading.

## **MISCELLANEOUS BUSINESS/WORK SESSION**

Mr. Paul reminded everyone that the City does not pick up sticks. Mr. Brugger advised that the Compost Facility will open on March 15, 2019, and citizens could drop off sticks free of charge.

Mr. Moore spoke of the Vacant Building Registration Program. He stated that there would be a newsletter going out to the public and the City plans to administer this, beginning this month. He advised that a tab has been put on the website and the form is also available on the website. He added that there were approximately 70 structures that are vacant and they would be doing the most egregious ones first.

Ms. Boettcher said that a 3x5 post card would be going out reminding everyone to file their taxes by April 15, 2019. She also added that a letter went out in the utility bill reminding everyone of the same.

Mr. Brugger gave credit to Mr. Moore about getting the Ordinance of Vacant Properties back up and running. He also stated that Lawnview was working with the Park Board, on a project they would like to launch this year. They are wanting to build a playground to allow children of all levels of abilities and disabilities to play together.

Mayor Bean thanked Mr. Pena for his role on Council.

President Hess stated that Mr. Pena’s seat is now open, and that Council would be accepting application through March 15, 2019. He continued about the Charter Review and advised that a letter would be going out scheduling the first meeting of the Charter Review.

Mr. Paul moved to excuse absent members Mr. Fields and Mr. Hoffman. Mr. Scott seconded. Voice vote on approval: all ayes, nays, none.  
Motion passed 4-0.

Mr. Paul moved to adjourn. Mr. Scott seconded. Voice vote on approval: all ayes; nays, none.  
Motion passed 4-0.

**ADJOURN AT 7:02 p.m.**

**NEXT SCHEDULED MEETING**

March 19, 2019, at 6:00 p.m.

---

Council Clerk

---

Council President



**URBANA CITY COUNCIL  
WORK SESSION MINUTES  
TUESDAY, FEBRUARY 26, 2019**

President Hess called the work session to order at 6:00 p.m.

Present for the Work Session were: Mr. Fields, Mr. Scott, Mr. Piper, Mr. Hoffman, Mayor Bean, Mr. Brugger, Ms. Boettcher, Mr. Feinstein, Mr. Crabill and Mrs. Bailey.

Mr. Crabill began with the first topic being the Q3 Project. He stated that the Jobs Ohio Grant is in the amount of \$883,947.00, the City's portion is \$348,435.00 and True Inspection Service's amount was \$116,145.00. He also stated that Honeywell was a potential responsible party and that they had completed their remediation last spring. He also advised that the groundwater monitoring wells have been installed and that they will start monitoring the same and it must meet VAP Standards. He also stated that there were 19 plus acres involved with this property and the City took ownership in 2017 through the tax foreclosure process. He stated that all the remedial work should be wrapping up in the next few months. He also advised that \$18,663.82 of the City's portion has not been spent and that Council would be approached for more funding approval to finish the project. He said that they were looking at the amount being between \$45,000.00 and \$75,000.00 to be requested. He also stated that the east side of the property would go to True Inspection Services. Mr. Brugger added that Jobs Ohio is now seeing the value and vision that the City had. Mrs. Bailey said that Jobs Ohio would be putting a presentation together using the Q3 Project in that presentation. She also advised that 20% of the property could be used for something other than manufacturing. Mayor Bean stated that there was the option of leaving 20 acres of dirty property in the City, but the City wanted to do this project to bring more jobs and cleaning up the area. Mayor Bean also thanked Mrs. Bailey and the CEP for all of their hard work into completing this project. President Hess asked if the west side of the property was marketable since the City now owns it and was advised by Mrs. Bailey that it was very much marketable.

Mr. Crabill then spoke on the second topic, Phase II Water Project. He began by stating the Phase I Water Project was completed in 2015, and construction would begin in the summer of 2020 for Phase II. He also advised that they were looking into an automated meter reading system.

Mr. Crabill then spoke on the next topic, Lodging Tax. He stated that the current tax is at 3% for the County, for which they receive, 3% for the City, which is not yet collected, for a total of 6%. He also stated that it had to stay at 3% per the ORC. He also mentioned that 50% of the revenue goes to the Visitor's Bureau and that 50% would go to the General Fund. He stated that the current resolution would need to be repealed and replaced with an ordinance, and by updating this, the City would be in control of the collection of the same.

Mr. Crabill then spoke on the topic of Community Revitalization. He stated that the City's population is 11,405 and the City can have 1 D5 liquor license per 2000 residents. He stated that there are current 6 D5 licenses in use. He stated that the City was looking into the B-3 district and changing it to promote economic growth. He stated by changing the district, it could add 12-13 new D5L Licenses, which would accommodate restaurants with liquor. Mr. Hoffman stated that he believed this was worth looking into. He also added that people do not want to live in a City where there is nothing to do. President Hess asked how big the district would be and was advised by Mrs. Bailey that it would serve the downtown area only.

Mr. Feinstein spoke on the topic of Home Rule. He gave a detailed presentation on the Home Rule, what it means and how Council can use it. He added that we should keep the discussion of Home Rule going.

### **Miscellaneous Business**

Mr. Scott spoke about the concrete contractor. He spoke about the Home Rule and how this opens up a new avenue.

Mr. Crabill spoke about the City Engineer and how this Home Rule discussion could affect him.

Mrs. Boettcher stated that the Tax Incentive Review is scheduled for next Thursday.

**ADJOURN: 7:30p.m.**



**Office of the Mayor  
Urbana, Ohio**

## **PROCLAMATION**

**Whereas:** in 1987 President Ronald Reagan proclaimed March as "Developmental Disabilities Awareness Month" to help lay the foundation for significant social change, as he called upon all Americans to provide the "encouragement and opportunities" necessary for every individual to reach their potential; and,

**Whereas:** with the support of national, state and local government agencies many residents with developmental disabilities are now enjoying a full and productive life through advancements in education; employment programs and community outreach efforts; and,

**Whereas:** the Champaign County Board of Developmental Disabilities provides "...a broad range of service to the community that encompasses programs from early intervention for children to adult services..." – fulfilling their mission to "...promote independence and a pathway to success for those we serve..."; and,

**Now, Therefore, I,** Bill Bean, Mayor of the City of Urbana, Ohio do hereby support the recognition of the month of March 2019 as a time to assist, support and encourage those with intellectual and developmental disabilities; I urge all citizens to promote inclusion throughout our community.

**IN WITNESS WHEREOF, I** have set my hand and caused the seal of the City of Urbana, Ohio to be affixed this 19<sup>th</sup> day of March 2019.

Bill Bean, Mayor  
City of Urbana

# Champaign County Municipal Court

205 South Main Street  
P.O. Box 67  
Urbana, OH 43078  
937-653-7376  
937-652-4333/fax

**GIL S. WEITHMAN**  
Judge

**Amy Evans**  
Clerk of Courts

March 5, 2019

Mr. Marty Hess  
Urbana City Council President  
205 South Main Street  
Urbana, Ohio 43078

&


Board of County Commissioners  
Steve Hess, Bob Corbett & David Faulkner  
Suite A100  
1512 S. St US Hwy 68  
Urbana. Ohio 43078

Re: 2018 Annual Report  
Champaign County Municipal Court

Gentlemen:

The Champaign County Municipal Court presents to you the 2018 Annual Report as required by Ohio Revised Code Section 1901.14 (A)(4). I hope that you will find this information useful and informative in regard to the Court's operations. If you need any additional information or have any questions please feel free to contact me.

Sincerely,

  
Judge Gil S. Weithman

Cc: Mayor Bill Bean – 205 S. Main St., Urbana, Ohio 43078  
City Administrator Kerry Brugger – 205 S. Main St., Urbana, OH 43078  
Urbana City Council c/o Amy Deere 205 S. Main Street Urbana, OH 43078  
Champaign County Commissioners 1512 S. US Hwy 68 Suite A100 Urbana, OH 43078

2018

ANNUAL REPORT

OF THE

**CHAMPAIGN COUNTY  
MUNICIPAL COURT  
URBANA, OHIO**

**JUDGE  
G.S. WEITHMAN**

**MUNICIPAL COURT STAFF**

**JUDGE G.S. WEITHMAN**

**CLERK OF COURT**

*Amy Evans*

**BAILIFFS**

*Carl Bader*

*Kip Michael, Part-Time*

**BOOKEEPER**

*Tricia Schrader*

**GENERAL DIVISION**

*Deputy Clerks,*

*Erin Chevalley*

*Nanette Butcher*

*Lisa Raymond*

*Ashley Rose*

*Ashley Ryan*

**SMALL CLAIMS & CIVIL DIVISION**

*Deputy Clerk,*

*Laura Wolf*

**PROBATION STAFF**

*Miranda Lafary, Chief Probation Officer*

*Kathy Carroll, Probation Officer*

*Brian Cordial, Probation Officer*

**CHAMPAIGN COUNTY MUNICIPAL COURT**  
***ANNUAL REPORT 2018 GENERAL INFORMATION***

The Champaign County Municipal Court presents the Annual Report for the year 2018 to the Citizens of Champaign County, the Mayor and the City of Urbana, the Urbana City Council, and the Champaign County Commissioners.

The Court was presided over by the Honorable G.S. Weithman, who, as of January 1, 2014, was serving his first term in office as Municipal Court Judge.

The Champaign County Municipal Court has county-wide jurisdiction and became a full time court in January of 2002.

In 2018, Champaign County Municipal Court employed one Clerk of Court, one bookkeeper, six Deputy Clerks, one full-time Bailiff, and one part-time Bailiff. The Probation Department is staffed by two full time employees and one part-time employee. The Probation Department was once again funded completely through a state grant and probation fees secured by the Court. The Probation office continues to thrive handling 266 new diversion cases in 2018.

**CHAMPAIGN COUNTY MUNICIPAL COURT**  
**2018 CRIMINAL DIVISION**

Arraignments were held in the traffic and criminal division of the Champaign County Municipal Court on Mondays, Tuesdays, Wednesdays and Fridays at 9:00 a.m. Defendants incarcerated in the Tri-County Regional Jail were arraigned via a video link with the Court every day generally at 8:30 am.

Pretrials, court trials, and motion hearings in the Traffic and Criminal Division were generally held starting at 8:00 a.m. and continue to 4:00 p.m. Mondays, Tuesdays, and Fridays and from 1:00 p.m.- 4:00 p.m. on Wednesdays. Jury trials were normally held on Thursdays.

Inmates were usually transported for court trials, motion hearings and jury trials. Law enforcement agencies and the Tri-County Jail, generally provide these transports.



There were 1,045 cases with 1,512 violations of misdemeanor criminal offenses in the Champaign County Municipal Court in 2018.

There were 94 cases with 157 violations of new felony cases filed in the Champaign County Municipal Court in 2018. There were 12 jury trials in 2018.

A more detailed breakdown of criminal charges filed by arresting agencies and the financial information pertaining to these charges follows later in this report.

## CHAMPAIGN COUNTY MUNICIPAL COURT 2018 TRAFFIC DIVISION

The Traffic Division held regular arraignments at 9:00 a.m. on Monday, Tuesday, Wednesday and Friday. Arraignments conducted via video link to the Tri-County Regional Jail were held at generally 8:30 a.m. every day.

There were 2,646 cases with 3,091 violations of traffic offenses filed in the Champaign County Municipal Court in 2018.

There were a total of 158 cases of OVI involving 392 violations in 2018.

The Champaign County Municipal Court processed a total of 37 parking tickets in 2018.

A more detailed breakdown of traffic charges filed by arresting agencies and the financial information pertaining to these charges follows later in this report.

The Champaign County Municipal Court handled a total of 3,980 cases with 5,189 violations in the Traffic and Criminal Divisions. As this statistic reflects, this Court continues to process a large volume of cases and endeavors to do so quickly and efficiently.

## CHAMPAIGN COUNTY MUNICIPAL COURT 2018 CIVIL DIVISION

The Civil Division of the Champaign County Municipal Court held hearings on Wednesdays. These hearings included pretrials, trials, motion hearings, Forcible Entry and Detainer Actions and damage hearings. Debtor's exams, garnishments and bank attachments are also scheduled through the Civil Division.

There were 991 cases in the Civil Division of the Champaign County Municipal Court in 2018.

A breakdown of case types and financial distributions follows later in this report.

## CHAMPAIGN COUNTY MUNICIPAL COURT 2018 SMALL CLAIMS DIVISION

The Small Claims Division of the Champaign County Municipal Court held hearings on Wednesdays.

There were 30 cases in the Small Claims Division of the Court in 2018.

The Small Claims Division does not hold jury trials.

A breakdown of case types and financial distributions follow later in this report.

## CHAMPAIGN COUNTY MUNICIPAL COURT 2018 TRUSTEESHIP DIVISION

The Champaign County Municipal Court Trusteeship Division handles several cases per year.

There were 6 current Trusteeships.

A breakdown of the financial distribution to the City of Urbana follows later in this report.

## CHAMPAIGN COUNTY MUNICIPAL COURT 2018 PROBATION DEPARTMENT

The Probation Department of the Champaign County Municipal Court is funded solely by a grant from the Ohio Department of Rehabilitation and Correction.

The Probation Department supervises those defendants that have been sentenced to a jail term, but have all or part of that jail sentence conditionally suspended. This department oversees these conditions which may include but are not limited to Driver's Intervention Programs, Remedial Driving Courses, Counseling, Community Service, Alcoholics Anonymous, Narcotics Anonymous, employment or training, and High School Diplomas.

The Champaign County Municipal Court Probation Department's electronic monitoring program utilizes the electronic monitoring system called Sober-Link. This unit transmits data via a cellular connection as land lines are nearly obsolete. The program allows placement of defendants on "house arrest" in lieu of jail time.

The defendants are required to pay all fees for the use of the monitoring devices, plus a monthly probation fee. The Probation Department secures the ankle bracelets on the defendants and assures that they meet all the requirements and conditions set down by the Court. A total of 847 electronic monitored days were successfully completed in 2018.

In 2018, the Probation Department had 266 new cases with 215 successful terminations and 73 unsuccessful terminations for a total of 288 terminated cases in 2018.

The department had 4 graduates to obtain a diploma or GED for a total of 321 since the program began in 1996.

Defendants worked 140 Community Service hours as a condition of Probation in 2018.

Public service workers completed 243 hours during 2018 to work off Fines and Court Costs for a total of \$2,016.00.

The Champaign County Municipal Court Probation Department ended the year with a total of \$86,982.71 in the probation fee and electronic monitoring fee funds. The Probation Department is funded by a 2 year grant of \$174,652.00. In accordance with O.R.C. 321.44, these fees may only be used by the Probation Department and may not be used by the City of Urbana.

2018 LISTING OF CHARGES BY AGENCY

ATTORNEY GENERAL

Unlawful Restraint 2

CHAMPAIGN COUNTY SHERIFF

86/45 SPEED 1  
ANIMALS RUNNING AT LARGE 1  
ASSAULT 1  
Aggravated Assault 1  
Aggravated Burglary 1  
Aggravated Menacing 11  
Aggravated Trespassing 2  
Animals at Large/Grazing 1  
Assault 25  
Assured Clear Distance 20  
Attempt 1  
Booster Seat 1  
Breaking and Entering 1  
Burglary 2  
CONVEYING ITEMS 1  
CRIMINAL DAMAGING 2  
Carry Firearm W/Intoxicated 2  
Carrying Concealed Weapons 1  
Child Restraint 1  
Consumption in Motor Vehicle 1  
Criminal Damaging 15  
Criminal Mischief 5  
Criminal Trespass 11  
Cruelty To Animals 1  
Cruelty to Animals 2  
DISORDERLY CONDUCT 1  
DOG RUNNING AT LARGE 2  
DOMESTIC VIOLENCE 1  
DROPPING MATERIAL ON ROADWAY 1  
DUS - 12 Pt 2  
DUS - ALS 5  
DUS - Child Support - Unclass 1  
DUS - FAILURE TO REINSTATE 2  
DUS - FRA 1  
DUS - FRA (3RD IN 3 YRS) 1  
DUS - Failure to Reinstate 1  
DUS - Habitual Alcoholic 1  
DUS - Judgment 1  
DUS - License Forfeiture 4  
DUS - License Forfeiture (3RD  
IN 3 YRS) 1  
DUS - Medical 1  
DUS - Non Compliance 15  
DUS - Non Compliance - UnClass 3  
DUS - Non compliance - Unclass 5  
DUS - OVI 3

|                                         |    |
|-----------------------------------------|----|
| DUS - OVI Suspension                    | 1  |
| DUS- License Forfeiture                 | 1  |
| DUS-Child Support                       | 1  |
| DUS-Court Susp/Phys. Cont.              | 1  |
| DUS-License Forfeiture                  | 4  |
| DUS-Licese Forfeit                      | 1  |
| Disorderly Conduct                      | 32 |
| Dog Running At Large                    | 12 |
| Domestic Violence                       | 43 |
| Driving on a Closed Road                | 1  |
| Drug Paraphernalia                      | 1  |
| Duty/Failure to Register                | 1  |
| Endangering Children                    | 2  |
| Expired Operator License                | 1  |
| Expired Registration                    | 2  |
| FAIL TO PROVIDE FOR IMPAIRED P<br>ERSON | 1  |
| FAILURE TO YIELD                        | 1  |
| FELONIOUS ASSAULT                       | 2  |
| FLEEING & ELUDING                       | 1  |
| Fail to Drive in Marked Lanes           | 4  |
| Fail to Yield Right of Way              | 3  |
| Failure to Comply-Police Order          | 1  |
| Failure to Control                      | 11 |
| Failure to Reinstate                    | 21 |
| Failure to Reinstate 4TH IN 3<br>YEARS  | 1  |
| Failure to Reinstate License            | 1  |
| Failure to Yield                        | 23 |
| Felonious Assault                       | 2  |
| Fictitious Registration                 | 1  |
| Fictitious Registration                 | 3  |
| HARASSMENT BY INMATE                    | 1  |
| IMPROPER PASSING                        | 1  |
| IMPROPER TURN                           | 1  |
| INTIMIDATION VICTIM/WITNESS             | 1  |
| Improper Passing                        | 1  |
| Improper Starting/Backing               | 3  |
| Inducing Panic                          | 6  |
| Intoxicated Pedestrian                  | 1  |
| Leaving Scene of Accident               | 5  |
| Leaving the Scene                       | 2  |
| Leaving the Scene of Accident           | 4  |
| Left Side of Roadway                    | 1  |
| Left of Center                          | 6  |
| License Plate Light                     | 1  |
| Littering                               | 3  |
| MARKED LANES - 3RD MV YEAR              | 1  |
| Making False Alarms                     | 2  |
| Marked Lanes                            | 3  |
| Marked Lanes - 2nd MV Yr                | 1  |
| Menacing                                | 5  |
| No Dog Registration                     | 2  |
| No Operator's License                   | 2  |

|                                      |    |
|--------------------------------------|----|
| OBSTRUCTING OFFICAL BUSINESS         | 1  |
| OFFENSES INVOLVING UNDERAGE          | 1  |
| OPEN CONTAINER                       | 1  |
| OVI                                  | 30 |
| OVI - 2nd within 10 Years            | 2  |
| OVI - 2nd withinin 10 Years          | 12 |
| OVI - 3rd in 10 Years                | 1  |
| OVI - Prior in 20 yrs                | 2  |
| OVI-3rd in 10 years                  | 1  |
| OVI-refusal w/ prior w/i 20yrs       | 1  |
| Obstructing Justice                  | 2  |
| Obstructing Official Business        | 19 |
| Open Container                       | 1  |
| Open Container Motor Vehicle         | 1  |
| PATIENT ENDANGERMENT                 | 1  |
| PERSISTENT DISORDERLY CONDUCT        | 11 |
| POSS OF CONTROLLED SUBSTANCE         | 1  |
| POSS. OF CONTROLLED SUBSTANCE        | 2  |
| POSSESSING CRIMINAL TOOLS            | 2  |
| POSSESSION DRUG                      | 1  |
| POSSESSION OF DRUGS                  | 1  |
| Pandering Obscenity                  | 1  |
| Passing Bad Checks                   | 4  |
| Persistant Disorderly Conduct        | 1  |
| Persistent Disorderly Conduct        | 2  |
| Physical Control                     | 5  |
| Physical Control Under Influen       | 1  |
| Plates/Validation Sticker            | 1  |
| Possess Drug Abuse Instruments       | 1  |
| Possess Drug Paraphernalia           | 2  |
| Possess Marijuana Paraphernali       | 1  |
| Possess Marijuana Paraphernali       | 1  |
| Possession Drug Paraphernalia        | 3  |
| Possession Marijuana                 | 1  |
| Possession of Drugs                  | 1  |
| Possession of Marijuana              | 6  |
| Possession of Methamphetamine        | 1  |
| Prohibited Acts/ATV on Roadway       | 1  |
| Prohibitions Underage                | 4  |
| REASONABLE CONTROL - 5TH MV YR       | 2  |
| RECEIVING STOLEN PROPERTY            | 1  |
| RULE 4 HEARING                       | 1  |
| Reasonable Control                   | 43 |
| Reasonable Control - 2nd MV IN<br>YR | 1  |
| Reasonable Control - 2nd w/i Y       | 1  |
| Reasonable Control - 3rd MV Yr       | 1  |
| Receiving Stolen Property            | 3  |
| Reckless Operation                   | 8  |
| Red Light                            | 1  |
| Resisting Arrest                     | 6  |
| Right of Way/Turning Left            | 1  |
| SLOW SPEED-3RD MOVING                | 1  |
| Seat Belt - Driver                   | 4  |

|                                |    |
|--------------------------------|----|
| Speed - 39/35                  | 1  |
| Speed - 50/35                  | 1  |
| Speed - 55/35                  | 1  |
| Speed - 57/35                  | 1  |
| Speed - 65/55                  | 2  |
| Speed - 67/55                  | 1  |
| Speed - 68/55                  | 3  |
| Speed - 69/55                  | 2  |
| Speed - 70/55                  | 14 |
| Speed - 71/55                  | 3  |
| Speed - 72/55                  | 4  |
| Speed - 73/55                  | 10 |
| Speed - 74/55                  | 5  |
| Speed - 75/55                  | 5  |
| Speed - 75/55 - 2nd MV 1 Year  | 2  |
| Speed - 76/55                  | 3  |
| Speed - 77/55                  | 2  |
| Speed - 78/55                  | 1  |
| Speed - 79/55                  | 3  |
| Speed - 81/55                  | 5  |
| Speed - 83/55                  | 1  |
| Speed - 85/55                  | 1  |
| Speed - 86/55                  | 2  |
| Speed - 90/55 - 3rd MV Year    | 1  |
| Speed - 92/55                  | 1  |
| Speed 64/55                    | 2  |
| Speed 83/55-3rd Moving Year    | 1  |
| Stop Sign                      | 4  |
| TAMPERING WITH RECORDS         | 1  |
| TRAFFIC SIGNAL                 | 2  |
| Tail Lights/Illuminate Rear Pl | 1  |
| Tampering with Evidence        | 3  |
| Telecommunications Harassment  | 7  |
| Temporary Permit Violation     | 1  |
| Theft                          | 11 |
| Theft of a Motor Vehicle       | 2  |
| Traffic Control Device         | 1  |
| Unauthorized Use Motor Vehicle | 4  |
| Unauthorized Use of Plates     | 1  |
| Unauthorized Use of Property   | 4  |
| Unlawful Restraint             | 3  |
| Unsafe Vehicle                 | 1  |
| Using Weapons W/ Intoxicated   | 2  |
| VANDALISM                      | 1  |
| VIOLATION OF PROTECTION ORDER  | 2  |
| Vandalism                      | 1  |
| Vehicular Homicide             | 1  |
| Violation of Protection Order  | 4  |
| Violation of Protective Order  | 1  |



OHIO DEPARTMENT OF TAXATION  
NO VENDOR'S LICENSE

1

DOG WARDEN

Dog Running at Large

1

KISER LAKE-STATE PARK

OPERATE MV OFF ROADWAY

1

MECHANICSBURG POLICE DEPARTMENT

ABDUCTION

1

ASSAULT

1

ASSURED CLEAR DISTANCE

7

Aggravated Menacing

5

Aggravated Possess of Drugs

1

Aggravated Trespass

1

Assault

5

CONTRIBUTE TO DELIQUENCY OF MI

3

CRACKED WINDSHIELD

1

CRIMINAL TRESPASS

1

Carrying Concealed Weapon

1

Child Endangering

8

Child Restraint

1

Criminal Damaging

4

Criminal Mischief

6

Criminal Trespass

2

DISORDERLY COND

1

DISORDERLY CONDUCT

7

DOG RUNNING AT LARGE

3

DOMESTIC VIOLENCE

2

DUS

1

DUS - CHILD SUPPORT - UNCLASSI  
FIED

4

DUS - Court

3

DUS - FRA

1

DUS - LICENSE FORFEITURE

18

DUS - NON COMPLIANCE

1

DUS - Non Compliance

3

DUS - Non Compliance (Unclass)

45

DUS - OVI

6

DUS - RANDOM SELECTION/UNCLASS

1

IFIFED

DUS-12 Point

5

DUS-ALS

3

DUS-CHILD SUPPORT

1

DUS-FAILURE TO REINSTATE

4

DUS-Judgment

3

DUS-LICENSE FORFEITURE

1

DUS-Lic Forfeiture- 3rd in 3yr

1

DUS-Non Compliance

5

DUS-OVI

3

DUS-SECURITY SUSPENSION

2

Disorderly Conduct

11

|                                    |    |
|------------------------------------|----|
| Display of Plates/Sticker          | 3  |
| Domestic Violence                  | 6  |
| Drive Within Lanes/Lines           | 1  |
| EXCESSIVE NOISE                    | 1  |
| EXPIRED LICENSE                    | 9  |
| Expired Plates                     | 97 |
| FAILURE TO REINSTATE               | 6  |
| Fail to Stop after Accident        | 1  |
| Failure to Comply with Police      | 1  |
| Failure to Control                 | 6  |
| Failure to Yield                   | 1  |
| Falsification                      | 1  |
| Fictitious Registration            | 10 |
| Forgery                            | 3  |
| ILLEGAL DISTRIBUTION OF CIGARETTES | 1  |
| IMPERSONATING A PEACE OFFICER      | 1  |
| IMPROPER HANDLING OF FIREARM IN MV | 2  |
| INDUCING PANIC                     | 1  |
| INTIMIDATION                       | 1  |
| INTIMIDATION OF WITNESS            | 1  |
| Improper Handle Firearm MV         | 1  |
| Inducing Panic                     | 2  |
| Interference with Custody          | 2  |
| LICENSE PLATE LIGHT                | 3  |
| LOUD EXHAUST                       | 1  |
| Lighted Lights Required            | 1  |
| Littering                          | 1  |
| MAKING FALSE AL                    | 1  |
| MENACING                           | 1  |
| Menacing                           | 1  |
| Menacing by Stalking               | 1  |
| Muffler Violation                  | 3  |
| NO OPERATOR'S LICENSE              | 1  |
| No Driver's License                | 1  |
| No Operator's License              | 1  |
| No Operator's License -Unclass     | 1  |
| OBSTRUCTING OFF                    | 1  |
| OBSTRUCTING OFFICIAL BUSINESS      | 1  |
| OVI                                | 10 |
| OVI                                | 1  |
| OVI (2ND IN 10 YRS)                | 1  |
| OVI - 2nd in 6 years               | 1  |
| Obstructing Official Business      | 7  |
| Open Container                     | 2  |
| Open Container/Motor Vehicle       | 2  |
| Overtaking/Passing to Left         | 1  |
| POSSESS CONTROLLED SUBSTANCE       | 1  |
| POSSESS DRUG PARAPHERNALIA         | 1  |
| POSSESSING DRUG ABUSE INSTRUMENTS  | 1  |
| POSSESSION OF DANGEROUS DRUG       | 1  |
| POSSESSION OF DRUGS                | 2  |

|                                                 |    |
|-------------------------------------------------|----|
| POSSESSION OF HASHISH                           | 2  |
| POSSESSION OF MARIJUANA                         | 24 |
| PROHIBITED PARK PRIVATE PROPERTY                | 1  |
| Passing Bad Checks                              | 3  |
| Peeling                                         | 2  |
| Physical Control                                | 1  |
| Pointing & Discharging Firearms & Other Weapons | 1  |
| Possess Drug Paraphernalia                      | 30 |
| Possessing Criminal Tools                       | 1  |
| Possession of Drugs                             | 1  |
| RECKLESS OPERATION                              | 1  |
| Receiving Stolen Property                       | 2  |
| Resisting Arrest                                | 3  |
| SPEED 41/25/                                    | 3  |
| SPEED 45/25                                     | 2  |
| SPEED 46/25 (2ND IN YR)                         | 1  |
| SPEED 53/35                                     | 3  |
| SPEED 55/35                                     | 2  |
| SPEED 56/35                                     | 1  |
| SPEED 62/45                                     | 6  |
| SPEED 66/45                                     | 2  |
| SPEED 68/45                                     | 1  |
| SPEED 75/50                                     | 1  |
| STOP SIGN                                       | 11 |
| Seat Belt - Driver                              | 2  |
| Seat Belt Driver                                | 1  |
| Speed - 25/20                                   | 1  |
| Speed - 29/25                                   | 6  |
| Speed - 30/25                                   | 3  |
| Speed - 36/25 - 2nd speed year                  | 1  |
| Speed - 37/25 - 2nd speed year                  | 1  |
| Speed - 38/25 - 2nd speed year                  | 1  |
| Speed - 39/25 - 2nd speed year                  | 2  |
| Speed - 39/35                                   | 2  |
| Speed - 40/35                                   | 1  |
| Speed - 41/25 - 2ND SPEED IN YEAR               | 2  |
| Speed - 46/35- 2nd speed year                   | 2  |
| Speed - 47/35- 2nd speed year                   | 2  |
| Speed - 48/35- 2nd speed year                   | 3  |
| Speed - 49/35 - 2ND SPEED IN A YEAR             | 3  |
| Speed - 49/45                                   | 1  |
| Speed - 59/35 (2ND IN YR)                       | 1  |
| Speed - 59/45                                   | 1  |
| Speed - 60/45                                   | 12 |
| Speed - 61/35                                   | 1  |
| Speed - 61/45                                   | 5  |
| Speed - 64/45                                   | 3  |
| Speed - 70/45                                   | 1  |
| Speed 30/20 SCHOOL ZONE                         | 2  |
| Speed 34/25                                     | 1  |

|                                                  |    |
|--------------------------------------------------|----|
| Speed 35/25                                      | 1  |
| Speed 36/25                                      | 3  |
| Speed 37/25                                      | 9  |
| Speed 38/25                                      | 14 |
| Speed 39/25                                      | 11 |
| Speed 42/25                                      | 4  |
| Speed 44/35                                      | 2  |
| Speed 45/35                                      | 1  |
| Speed 50/45                                      | 1  |
| Speed 55/45                                      | 1  |
| Speed 57/35                                      | 1  |
| Speed 60/35                                      | 2  |
| Speed 65/45                                      | 1  |
| Speed 90/55                                      | 1  |
| Speed-40/25                                      | 6  |
| Speed-44/25                                      | 2  |
| Speed-46/35                                      | 11 |
| Speed-47/35                                      | 19 |
| Speed-48/35                                      | 13 |
| Speed-49/35                                      | 6  |
| Speed-50/35                                      | 10 |
| Speed-51/35                                      | 8  |
| Speed-52/35                                      | 5  |
| Speed-52/35 2nd mv in 1 year                     | 1  |
| Speed-54/35                                      | 3  |
| Speed-57/45                                      | 2  |
| Speed-58/45                                      | 10 |
| Speed-63/45                                      | 5  |
| Speed/34/20 SCHOOL ZONE (2ND I<br>N YR)          | 1  |
| Starting/Backing w/o Safety                      | 2  |
| TELEPHONE HARASSMENT                             | 4  |
| TEMP PERMIT VIOLATION                            | 3  |
| TEXTING WHILE DRIVING                            | 1  |
| THEFT                                            | 3  |
| THREATENING OR HARASSING TELEC<br>COMMUNICATIONS | 1  |
| TINTED GLASS                                     | 2  |
| TWO LIGHTS DISP                                  | 3  |
| Tail Light                                       | 3  |
| Telecommunications Harassment                    | 1  |
| Theft                                            | 4  |
| Theft by deception                               | 3  |
| Traffic Control Device                           | 5  |
| UNSECURE LOAD                                    | 2  |
| Unauthorized Use of Property                     | 2  |
| Unlawful Restraint                               | 1  |
| Use Headlight Beams                              | 1  |
| VIO/TURN SIGNAL                                  | 6  |
| Violation of Protection Order                    | 1  |
| WINDOW TINT                                      | 3  |
| Wrongful Entrustment                             | 1  |

ZONING

NUISANCE 1

NORTH LEWISBURG ORDINANCE-MECHANICSBURG POLICE

Assault 2  
CRUELTY TO ANIMALS 1  
DISORDERLY CONDUCT 1  
DUS - LICENSE FORFEITURE 1  
DUS - Non compliance 1  
DUS - Non compliance (2ND IN 3  
YRS) 1  
DUS Non Compliance 2  
Disorderly Conduct 3  
Domestic Violence 2  
ENDANGERING CHILDREN 1  
Endangering Children 1  
FALSIFICATION 1  
Inducing Panic 2  
LEAVING SCENE OF ACCIDENT 1  
MENACING 1  
MENACING BY STALKING 1  
Menacing by Stalkin 1  
OBSTRUCTED PLATE 1  
OVI (2ND IN 10 YRS) 2  
Obstructing Official Business 2  
PERMITTING DRUG ABUSE 1  
POSSESS DRUG PARAPHERNALIA 1  
POSSESSION OF DRUG PARAPHERNAL  
IA 1  
Persistent Disorderly Conduct 1  
Resisting Arrest 3  
THEFT 1  
Underage Consumption 1  
Violation of Protection Order 1

OHIO STATE HIGHWAY PATROL

Assured Clear Distance 7  
DUS - 12 Point 1  
DUS - 12 Pt. 1  
DUS - Court 1  
DUS - FRA 1  
DUS - FRA Unclassified 1  
DUS - License Forfeiture 4  
DUS - Non Compliance 6  
DUS - Violator Compact 1  
DUS- Non Comp 3rd in 3 yrs 1  
Expired Operators License 1  
Expired Registration 7  
FAIL TO YIELD PUBLIC SAFETY VE  
HICLE 1  
Fail to Drive in Marked Lanes 4  
Failure to Maintain Control 2  
Failure to Reinstate License 1

|                                     |    |
|-------------------------------------|----|
| Failure to Yield                    | 10 |
| Following too Closely               | 2  |
| Improper Passing                    | 6  |
| NO MOTORCYCLE ENDORSEMENT           | 1  |
| No Operator's License               | 1  |
| No Operators License                | 1  |
| OP WILLFUL/WANTON SAFETY DISRE<br>G | 1  |
| OVI                                 | 7  |
| OVI (3RD IN 10 YRS)                 | 2  |
| Open Container                      | 1  |
| POSSESSION/DRUG PARAPHERNALIA       | 2  |
| Parking on Highway                  | 1  |
| Physical Control                    | 2  |
| Plates/Validation Sticker           | 2  |
| Possession of Marijuana             | 2  |
| Prohibited U Turn                   | 2  |
| Reasonable Control                  | 6  |
| Right Half Roadway                  | 7  |
| Right of Way Turning Left           | 1  |
| SPEED 100/55                        | 1  |
| SPEED 103/55                        | 1  |
| SPEED 106/55                        | 1  |
| Seat Belt - Child Passenger         | 2  |
| Seat Belt - Driver                  | 93 |
| Seat Belt - Passenger               | 2  |
| Signal Lights                       | 1  |
| Speed - 59/55                       | 5  |
| Speed - 106/55 - 2nd MV 1 Year      | 1  |
| Speed - 59/45                       | 1  |
| Speed - 60/45                       | 2  |
| Speed - 60/55                       | 8  |
| Speed - 63/45                       | 1  |
| Speed - 64/45                       | 1  |
| Speed - 64/55                       | 4  |
| Speed - 65/45                       | 2  |
| Speed - 65/55                       | 4  |
| Speed - 65/55 - 3rd MV 1 Year       | 1  |
| Speed - 66/55                       | 2  |
| Speed - 67/45                       | 1  |
| Speed - 67/55                       | 28 |
| Speed - 67/55 - 2nd MV 1 Year       | 2  |
| Speed - 68/55                       | 45 |
| Speed - 68/55 - 2nd MV 1 Year       | 1  |
| Speed - 69/55                       | 81 |
| Speed - 69/55 - 2nd MV 1 Year       | 3  |
| Speed - 69/55 - 3rd MV 1 Year       | 1  |
| Speed - 70/55                       | 73 |
| Speed - 70/55 - 3rd MV 1 Year       | 1  |
| Speed - 71/55                       | 67 |
| Speed - 72/55                       | 41 |
| Speed - 73/55                       | 41 |
| Speed - 74/55                       | 20 |
| Speed - 75/55                       | 26 |

|                        |    |
|------------------------|----|
| Speed - 76/55          | 10 |
| Speed - 77/55          | 5  |
| Speed - 78/55          | 5  |
| Speed - 79/55          | 4  |
| Speed - 80/55          | 4  |
| Speed - 81/55          | 4  |
| Speed - 83/55          | 2  |
| Speed - 84/55          | 1  |
| Speed - 85/55          | 1  |
| Speed - 92/55          | 1  |
| Speed 48/35            | 1  |
| TEXTING WHILE DRIVING  | 1  |
| Traffic Control Device | 9  |
| Unsecure Load          | 1  |
| Violation Turn Signals | 1  |

PROSECUTOR

|                                |   |
|--------------------------------|---|
| Assault                        | 1 |
| CRIMINAL TRESPASS              | 1 |
| Criminal Damaging              | 1 |
| Domestic Violence              | 3 |
| Failure to Comply With Police  | 1 |
| Failure to Obtain Valid Permit | 2 |
| OVI                            | 1 |
| PUBLIC NUISANCE                | 6 |
| PUBLIC NUISANCE PROHIBITED     | 5 |
| Possess Drug Paraphernalia     | 1 |
| Public Nuisance Prohibited     | 6 |
| Theft                          | 1 |
| Unauthorized Use Motor Vehicle | 1 |

SAINT PARIS POLICE DEPARTMENT

|                                       |   |
|---------------------------------------|---|
| Persistent Disorderly Conduct         | 3 |
| ASSURED CLEAR DISTANCE                | 5 |
| Assault                               | 2 |
| Booster Seat Violation                | 1 |
| CHILD RESTRAINT                       | 4 |
| Child Endangering                     | 2 |
| Criminal Damaging                     | 1 |
| DISORDERLY CONDUCT                    | 1 |
| DISPLAY OF LICENSE                    | 1 |
| DRUG PARAPHERNALIA                    | 3 |
| DUS - 12 point                        | 5 |
| DUS - ALS                             | 3 |
| DUS - CHILD SUPPORT                   | 1 |
| DUS - CHILD SUPPORT (4TH IN 3<br>YRS) | 1 |
| DUS - Child Support (3rd in 3<br>yrs) | 1 |
| DUS - Child Support - Unclass         | 2 |
| DUS - Court                           | 1 |
| DUS - HABITUAL ALCOHOLIC              | 1 |
| DUS - JUDGEMENT                       | 4 |

|                                         |    |
|-----------------------------------------|----|
| DUS - JUDGEMENT (2ND IN 3 YRS)          | 1  |
| DUS - LICENSE FORFEITURE - UN           | 10 |
| DUS - LICENSE FORFEITURE 3/3YRS         | 3  |
| DUS - License Forfeiture                | 3  |
| DUS - License Forfeiture (4TH IN 3 YRS) | 1  |
| DUS - NON COMPLIANCE/RANDOM SELECTION   | 4  |
| DUS - NON-COMPLIANCE                    | 1  |
| DUS - NON-COMPLIANCE 3/3RS              | 1  |
| DUS - Non Compliance                    | 48 |
| DUS - Non Compliance (2ND IN 3 YRS)     | 2  |
| DUS - Non Compliance (4TH IN 3 YRS)     | 1  |
| DUS - Non-Compliance (3RD IN 3 YRS)     | 1  |
| DUS - OUT OF STATE                      | 1  |
| DUS - OVI                               | 9  |
| DUS - SECURITY SUSPENSION               | 4  |
| DUS - VIOLATOR COMPACT                  | 2  |
| DUS -12 POINT                           | 1  |
| DUS-Failure to Reinstate 3/3yr          | 2  |
| DUS-Non Comp- Unclass                   | 7  |
| Disorderly Conduct                      | 2  |
| Domestic Violence                       | 6  |
| Drug Abuse                              | 1  |
| Drug Abuse - Possession                 | 1  |
| Drug Paraphernalia                      | 1  |
| Expired License                         | 6  |
| Expired License (2ND IN 3 YRS)          | 1  |
| Expired Registration                    | 90 |
| FAIL TO COMPLY WITH POLICE ORDER        | 1  |
| FAIL TO YIELD                           | 1  |
| FAILURE TO COMPLY W/POLICE ORDER        | 1  |
| FAILURE TO CONTROL DOG                  | 1  |
| FAILURE TO DISPLAY REGISTRATION         | 5  |
| FICTICIOUS PLATES                       | 3  |
| FICTITIOUS REGISTRATION                 | 2  |
| FILING FALSE REPORT                     | 1  |
| FORGERY                                 | 1  |
| Failure to Reinstate                    | 23 |
| Fictitious Plates                       | 6  |
| Fictitious Registration                 | 2  |
| Following Too Closely                   | 1  |
| HIT SKIP/LEAVING SCENE                  | 3  |
| LANES OF TRAVEL                         | 2  |
| Marked Lanes                            | 4  |
| Menacing                                | 1  |
| NO MOTORCYCLE ENDORSEMENT               | 1  |
| NO OPERATOR'S LICENSE                   | 1  |



|                                     |    |
|-------------------------------------|----|
| NO OPERATORS LICENSE                | 2  |
| No License Plate Light              | 2  |
| OBTAIN CONTROL SUB                  | 1  |
| OPEN CONTAINER                      | 4  |
| OVI                                 | 6  |
| OVI (2ND IN 10 YRS)                 | 2  |
| OVI (3RD IN 10 YRS)                 | 1  |
| OVI - 2nd in 6 yrs                  | 1  |
| Obstructing Official Business       | 2  |
| POSSESS DRUG ABUSE INSTRUMENT       | 1  |
| POSSESSION OF DRUGS                 | 1  |
| POSSESSION OF MARIJUANA             | 5  |
| Possess Drug Paraphernalia          | 1  |
| REASONABLE CONTROL (5TH MV IN YR)   | 1  |
| Reasonable Control                  | 4  |
| Receiving Stolen Property           | 1  |
| Reckless Operation                  | 5  |
| Resisting Arrest                    | 1  |
| SPEED - 36/25                       | 1  |
| SPEED - 37/25                       | 4  |
| SPEED - 38/25                       | 7  |
| SPEED 29/25 3RD MV IN A YEAR        | 1  |
| SPEED 33/20 SCHOOL ZONE (2ND IN YR) | 1  |
| SPEED 35/25                         | 4  |
| SPEED 37/20 SCHOOL ZONE             | 2  |
| SPEED 38/20 SCHOOL ZONE             | 1  |
| SPEED 39/20 SCHOOL ZONE             | 3  |
| SPEED 39/25                         | 8  |
| SPEED 40/25                         | 6  |
| SPEED 41/20 SCHOOL ZONE             | 2  |
| SPEED 41/25                         | 6  |
| SPEED 42/25                         | 2  |
| SPEED 43/25                         | 1  |
| SPEED 54/20 SCHOOL ZONE             | 1  |
| SPEED 70/55                         | 10 |
| SPEED 70/55 (2ND IN YR)             | 2  |
| SPEED 80/55 (2ND IN YR)             | 1  |
| SPEED 82/55                         | 1  |
| SPEED 92/55                         | 1  |
| SPEED 93/55                         | 1  |
| STOP SIGN                           | 9  |
| Seat Belt Driver                    | 13 |
| Speed - 29/25                       | 2  |
| Speed - 30/25                       | 1  |
| Speed - 39/35                       | 2  |
| Speed - 45/35                       | 4  |
| Speed - 46/35                       | 5  |
| Speed - 47/35                       | 8  |
| Speed - 48/25                       | 1  |
| Speed - 48/35                       | 7  |
| Speed - 49/35                       | 6  |
| Speed - 49/35 (3RD IN YR)           | 1  |

|                                |    |
|--------------------------------|----|
| Speed - 50/35                  | 7  |
| Speed - 52/35                  | 2  |
| Speed - 54/35                  | 2  |
| Speed - 55/35                  | 2  |
| Speed - 56/35 (3RD IN YR)      | 1  |
| Speed - 60/50                  | 1  |
| Speed - 60/55                  | 2  |
| Speed - 61/50 (2ND IN YR)      | 1  |
| Speed - 62/50                  | 1  |
| Speed - 64/50                  | 1  |
| Speed - 66/50                  | 1  |
| Speed - 66/55                  | 2  |
| Speed - 67/55                  | 11 |
| Speed - 67/55 (2ND IN YR)      | 1  |
| Speed - 68/55                  | 15 |
| Speed - 69/55                  | 6  |
| Speed - 77/55                  | 1  |
| Speed - 78/55                  | 3  |
| Speed - 87/55                  | 1  |
| Speed -39/35 2ND MV            | 1  |
| Speed 26/20                    | 1  |
| Speed 47/20 SCHOOL ZONE        | 1  |
| Speed 51/35                    | 2  |
| Speed 59/55                    | 3  |
| Speed 65/55                    | 3  |
| Speed 65/55 (3RD IN YR)        | 1  |
| Speed 71/55                    | 3  |
| Speed 72/55                    | 1  |
| Speed 73/55                    | 4  |
| Speed 74/55                    | 1  |
| Speed 75/55                    | 4  |
| Speed 83/55                    | 1  |
| Speed 84/55                    | 1  |
| Speed- 64/55 2ND MV            | 1  |
| TAGS BELONGING TO FORMER OWNER | 2  |
| TAIL LIGHTS REQUIRED           | 1  |
| TAMPERING WITH EVIDENCE        | 1  |
| THEFT                          | 2  |
| Theft                          | 1  |
| Traffic Control Device         | 4  |
| UNSAFE VEHICLE                 | 1  |
| VIOLATION OF PROTECTIVE ORDER  | 1  |
| VIOLATION TURN SIGNAL          | 4  |
| WINDOW TINT                    | 22 |
| WRONGFUL ENTRUSTMENT           | 2  |

URBANA POLICE DEPARTMENT

|                               |   |
|-------------------------------|---|
| PERSISTENT DISORDERLY COND    | 1 |
| Persistent Disorderly Conduct | 1 |
| Unlawful Plates               | 1 |
| AGG POSSESSION OF DRUGS       | 2 |
| AGG TRAFFICKING IN DRUGS      | 1 |
| ASSAULT ON PEACE OFFICER      | 2 |

|                                               |    |
|-----------------------------------------------|----|
| Aggravated Assault                            | 1  |
| Aggravated Menacing                           | 5  |
| Aggravated Robbery                            | 1  |
| Aiding Curfew Violation                       | 1  |
| Anti-Noise                                    | 2  |
| Assault                                       | 28 |
| Assault on Police Officer                     | 2  |
| Assured Clear Dist - 2nd MV Yr                | 1  |
| Assured Clear Dist - 3rd in Yr                | 1  |
| Assured Clear Distance                        | 65 |
| Assured Clear Distance (2ND MV<br>IN YR)      | 2  |
| Attempt Obstruct Offl Business                | 1  |
| Attempted Domestic Violence                   | 1  |
| Attempted Possession Controlle<br>d Substance | 1  |
| Attempted Theft                               | 7  |
| Block Alley/Small Roadway                     | 1  |
| Break Lights Required                         | 1  |
| Breaking and Entering                         | 1  |
| Burglary                                      | 1  |
| COMPLICITY-THEFT                              | 1  |
| CRIMINAL DAMAGING                             | 1  |
| Careful Operation                             | 1  |
| Careful Operation of Vehicle                  | 4  |
| Carry Concealed Weapon                        | 1  |
| Child Endangering                             | 9  |
| Child Restraint                               | 2  |
| Child Restraint/Booster Seat                  | 1  |
| Complicity                                    | 1  |
| Complicity to Theft                           | 3  |
| Consuming Underage                            | 2  |
| Consuming in Motor Vehicle                    | 1  |
| Criminal Damaging                             | 22 |
| Criminal Mischief                             | 14 |
| Criminal Trespass                             | 1  |
| Criminal Trespassing                          | 17 |
| DISORDERLY CONDUCT                            | 1  |
| DRUG ABUSE                                    | 1  |
| DUS - 12 Point                                | 9  |
| DUS - 12 point                                | 1  |
| DUS - ALS                                     | 3  |
| DUS - Child Support                           | 5  |
| DUS - Court                                   | 5  |
| DUS - FRA Unclassified                        | 5  |
| DUS - JUDGEMENT                               | 1  |
| DUS - License Forfeiture                      | 9  |
| DUS - License Forfeiture - Un                 | 4  |
| DUS - Non Compliance                          | 2  |
| DUS - Non Compliance-Unclass                  | 15 |
| DUS - Non compliance                          | 13 |
| DUS - OVI                                     | 16 |
| DUS - OVI Suspension                          | 1  |
| DUS - Out of State                            | 1  |

|                                |     |
|--------------------------------|-----|
| DUS - Random Selection/Non-Com | 1   |
| DUS - Violator Compact         | 1   |
| DUS-Child Support Unclassified | 8   |
| DUS-FRA 2nd in 3yrs            | 2   |
| DUS-FRA-Unclassified           | 14  |
| DUS-Judgement                  | 1   |
| DUS-Judgement-Unclass          | 2   |
| DUS-License Forfeiture         | 34  |
| DUS-License Forfeiture 2/3Yrs  | 3   |
| DUS-NC 4th in 3 years          | 1   |
| DUS-Non Comp- Unclassified     | 100 |
| DUS-Non-Com. 2nd in 3- Unclass | 4   |
| DUS-Random Selection/Non Com   | 4   |
| DUS-Security                   | 2   |
| Dangerous/Vicious Dog Running  | 1   |
| Decep to Obtain Dangerous Drug | 1   |
| Disorderly Conduct             | 97  |
| Display of Plates/Registration | 2   |
| Dog Confinement                | 2   |
| Dog Registration Required      | 1   |
| Dog Running at Large           | 11  |
| Domestic Violence              | 57  |
| Drive w/o Licensed Driver      | 1   |
| Drug Abuse                     | 4   |
| Drug Abuse Instruments         | 2   |
| Drug Paraphernalia             | 1   |
| EMERGENCY VEH/S                | 1   |
| ENDANGERING CHI                | 1   |
| ENDANGERING CHILDREN           | 1   |
| EXPIRED LICENSE                | 1   |
| Endangering Children           | 3   |
| Escape                         | 1   |
| Exp License - L                | 9   |
| Expired O.L. - Less than 6 Mo  | 1   |
| Expired O.L. - Less than 6 mo. | 2   |
| Expired Operator's License     | 9   |
| Expired Registration           | 166 |
| FAILURE DISPLAY                | 1   |
| FAILURE TO YIELD               | 1   |
| FELONIOUS ASSAULT              | 1   |
| FICTITIOUS REGI                | 2   |
| FICTITIOUS REGISTRATION        | 5   |
| FURNISH/CONSUME                | 1   |
| Fail to Comply w/ Police Order | 1   |
| Fail to Comply w/Police Order  | 4   |
| Failure to Control             | 17  |
| Failure to Dim Headlights      | 1   |
| Failure to Display License     | 1   |
| Failure to Reinstate           | 35  |
| Failure to Yield               | 31  |
| Failure to Yield - 3rd M/V Yr  | 1   |
| Failure to Yield Stop Sign     | 1   |
| Falsification                  | 8   |
| Felonious Assault              | 3   |

|                                |    |
|--------------------------------|----|
| Fictitious Registration        | 4  |
| Fictitious Registration        | 15 |
| Forgery                        | 4  |
| Full Time and Attention        | 14 |
| Full Time/Atten - 2nd MV Yr    | 1  |
| Furnish Liquor to Underage     | 2  |
| HOURS OF SALE OR CONSUMPTION   | 1  |
| Having Weapons Under Disabilit | 1  |
| Headlights Required            | 1  |
| Hit Skip/Leaving Scene         | 2  |
| Hit Skip/Leaving the Scene     | 9  |
| IMPEDING TRAFFIC               | 2  |
| IMPROPER HANDLING FIRARM M/V   | 1  |
| INDUCING PANIC                 | 1  |
| Improper Handling Firearm M/V  | 1  |
| Improper Lane Usage            | 10 |
| Improper Passing               | 7  |
| Improper Starting/Backing      | 13 |
| Inducing Panic                 | 2  |
| Intimidation of Witness        | 1  |
| LEAVING THE SCENE OF ACCIDENT  | 1  |
| LEFT SIDE OF ROADWAY           | 1  |
| Leaving the Scene              | 2  |
| Leaving the Scene of Accident  | 2  |
| Left of Center                 | 8  |
| Lic Drvr Required - Tmp Permit | 1  |
| License Plate Light Required   | 1  |
| License Required to Solicit    | 1  |
| Lighted Lights Required        | 1  |
| Littering                      | 1  |
| MAKING FALSE STATEMENTS        | 1  |
| MOTORCYCLE PERMIT VIOLATION    | 2  |
| Making False Alarms            | 4  |
| Marked Lanes                   | 15 |
| Menacing                       | 16 |
| Muffler Violation              | 1  |
| Muffler Violation / Smoke      | 1  |
| NO DOG REGISTRATION            | 1  |
| NO O.L. (2ND)                  | 1  |
| No Dog Tags                    | 1  |
| No Illumination/Tail Lights    | 2  |
| No Motorcycle Endorsement      | 3  |
| No Operator's License          | 24 |
| OBSTRUCTING OFFICIAL BUSINESS  | 1  |
| OVI                            | 52 |
| OVI (2ND IN 10 YRS)            | 1  |
| OVI (3RD IN 10 YRS)            | 1  |
| OVI - (3RD IN 10 YRS)          | 1  |
| OVI - 2nd IN 10 YRS            | 5  |
| OVI - 2nd in 10 yrs            | 1  |
| OVI - 2nd in 6 yrs             | 2  |
| OVI - 2nd in 6yrs              | 2  |
| OVI - 2nd within 6 Years       | 1  |
| OVI - 2nd within 6 years       | 1  |

|                                        |    |
|----------------------------------------|----|
| OVI - 3RD WITHIN 10 YEARS              | 2  |
| OVI - 3rd within 10 years              | 1  |
| OVI - 3rd within 6 years               | 1  |
| OVI - Prior in 20 years                | 1  |
| OVI - Prior in 20 yrs                  | 1  |
| OVI - Priors within 20 years           | 1  |
| OVI - Underage                         | 1  |
| OVI - Underage (2ND IN YR)             | 1  |
| OVI 2ND IN 6                           | 1  |
| OVI 2nd in 6yrs                        | 2  |
| Obstructing Official Business          | 35 |
| Open Container                         | 12 |
| Open Container - Motor Vehicle         | 6  |
| PERISTENT DISORDERLY CONDUCT           | 1  |
| PHYSICAL CONTROL                       | 1  |
| POSSESS CONTROLLED SUBSTANCE           | 2  |
| POSSESS DRUG PARAPHERNALIA             | 1  |
| POSSESSING CRIMINAL TOOLS              | 1  |
| POSSESSION OF COCAINE                  | 3  |
| POSSESSION OF CONTROLLED SUBST<br>ANCE | 5  |
| POSSESSION OF FENTANYL                 | 1  |
| POSSESSION OF MARIJUANA                | 4  |
| POSSESSION OF METHAMPHETAMINE          | 1  |
| Parked Headed Wrong Way                | 7  |
| Parking Ticket                         | 16 |
| Parking Ticket - Block Drivewa         | 1  |
| Parking Time Limitations               | 1  |
| Parking in Fire Lane                   | 1  |
| Passing Bad Checks                     | 4  |
| Passing Stopped School Bus             | 3  |
| Persistant Disorderly Conduct          | 24 |
| Persistent Disorderly Conduct          | 4  |
| Physical Control                       | 14 |
| Physical Control-UNDERAGE              | 1  |
| Poss/Consume Alcohol Underage          | 2  |
| Posses DRug Paraphernalia              | 2  |
| Posses Drug Paraphernalia              | 4  |
| Possess Controlled Substance           | 2  |
| Possess Criminal Tools                 | 3  |
| Possess Drug Abuse Instrument          | 1  |
| Possess Drug Abuse Instruments         | 4  |
| Possess Drug Paraphernalia             | 11 |
| Possessing Criminal Tools              | 1  |
| Possession Drug Paraphernalia          | 86 |
| Possession of Cocaine                  | 3  |
| Possession of Cont Substance           | 1  |
| Possession of Dangerous Drug           | 6  |
| Possession of Drugs                    | 9  |
| Possession of Marijuana                | 79 |
| Prohibitions Underage                  | 7  |
| Public Indecency                       | 1  |
| RGT OF WAY FUNE                        | 1  |
| RIGHT OF WAY IN CROSSWALK              | 1  |

|                                |    |
|--------------------------------|----|
| Rape                           | 3  |
| Rear View Mirror Violation     | 2  |
| Reasonable Control             | 3  |
| Receiving Stolen Property      | 7  |
| Reckless Op - 3rd MV 1 yr      | 1  |
| Reckless Operation             | 12 |
| Reckless Operation - 2nd MV Yr | 1  |
| Red Light                      | 8  |
| Red Light (3RD MV IN YR)       | 1  |
| Red Light - 2nd Moving in Yr   | 3  |
| Registration Violation         | 1  |
| Resisting Arrest               | 19 |
| Restricted Zone/Yellow Curb    | 9  |
| Right Half of Roadway          | 1  |
| Right Turn On Red Violation    | 1  |
| SOLICITING                     | 1  |
| SPEED 46/25                    | 1  |
| Seat Belt - Driver             | 40 |
| Seat Belt - Passenger          | 3  |
| Seat Belts - Driver            | 1  |
| Signal Violation               | 2  |
| Speed - 29/25                  | 1  |
| Speed - 30/25                  | 2  |
| Speed - 35/25                  | 2  |
| Speed - 37/25                  | 1  |
| Speed - 38/20 School Zone      | 1  |
| Speed - 38/25                  | 14 |
| Speed - 38/25 (2ND IN YR)      | 1  |
| Speed - 39/25                  | 14 |
| Speed - 39/25 (3RD IN YR)      | 1  |
| Speed - 39/55                  | 1  |
| Speed - 40/25                  | 18 |
| Speed - 40/25 (2ND IN YR)      | 2  |
| Speed - 41/25                  | 9  |
| Speed - 42/25                  | 9  |
| Speed - 43/25                  | 8  |
| Speed - 44/25                  | 2  |
| Speed - 45/25                  | 4  |
| Speed - 46/25                  | 1  |
| Speed - 47/25                  | 3  |
| Speed - 48/25                  | 1  |
| Speed - 48/25 (2ND IN YR)      | 1  |
| Speed - 48/35                  | 1  |
| Speed - 49/35                  | 10 |
| Speed - 49/35 - 2nd W/I Year   | 1  |
| Speed - 50/35                  | 1  |
| Speed - 51/35                  | 14 |
| Speed - 51/35 (2ND IN YR)      | 2  |
| Speed - 52/25                  | 1  |
| Speed - 52/35 2nd Speed Year   | 1  |
| Speed - 53/25                  | 1  |
| Speed - 54/35                  | 1  |
| Speed - 55/35                  | 2  |
| Speed - 56/35                  | 1  |

|                                |     |
|--------------------------------|-----|
| Speed - 58/35 (2ND IN YR)      | 1   |
| Speed -53/35-2nd Speed Yr      | 1   |
| Speed 38/20 School Zone        | 2   |
| Speed 40/20 School Zone        | 1   |
| Speed 50/25                    | 1   |
| Speed 50/35                    | 15  |
| Speed 50/35 (2ND IN YR)        | 3   |
| Speed 52/35                    | 5   |
| Speed 53/35                    | 5   |
| Speed 57/35                    | 3   |
| Speed- 39/35                   | 1   |
| Speed-45/25 (3RD IN YR)        | 1   |
| Speed-52/35 (3RD IN YR)        | 1   |
| Squealing and Peeling          | 1   |
| Stop Sign                      | 28  |
| Stop Sign - 2nd MV Yr          | 2   |
| Stopping/Impeding Traffic      | 1   |
| TAMPERING WITH                 | 1   |
| TELECOMMUNICATIONS HARASSMENT  | 1   |
| THEFT                          | 4   |
| Telecommunications Harassment  | 7   |
| Theft                          | 100 |
| Traffic Control Device         | 53  |
| Trafficking in Drugs           | 1   |
| Trafficking in Marijuana       | 2   |
| Two Headlights Required        | 1   |
| U-Turn                         | 1   |
| Unauthorized Use Motor Vehicle | 2   |
| Unauthorized Use of Motor Veh. | 8   |
| Unauthorized Use of Property   | 7   |
| Unlawful Restraint             | 3   |
| Unlawful Sexual Conduct/Minor  | 1   |
| Using Weapons W/Intoxicated    | 1   |
| Vicious Dog                    | 2   |
| Violation of Protection Order  | 8   |
| Violation/Turn Signals         | 1   |
| Weaving                        | 5   |
| Window Tint                    | 3   |
| Wrongful Entrustment           | 5   |
| Wrongful Entrustment/Unclass   | 13  |

DIVISION OF WILDLIFE

|                                               |    |
|-----------------------------------------------|----|
| Disorderly Conduct                            | 1  |
| Fishing Without a License                     | 11 |
| Littering                                     | 6  |
| POSS DEER W/FALSIFIED GAME CHE<br>CK NUMBER   | 2  |
| Parks & Recreation Use of Faci<br>lities Fees | 1  |
| Possess Loaded Firearm/Aft Hrs                | 2  |



**ANNUAL FUND BALANCES  
CHAMPAIGN COUNTY MUNICIPAL COURT**

|                          | BOND              | TRCR                | CIVIL/SC           | TRUSTEE          | TOTAL               |
|--------------------------|-------------------|---------------------|--------------------|------------------|---------------------|
| <b>BALANCE 1/1/18</b>    | <b>7225.00</b>    | <b>85167.76</b>     | <b>45152.19</b>    | <b>1079.17</b>   | <b>138624.12</b>    |
| JAN REVENUE              | 325.00            | 76920.33            | 46547.14           | 580.00           | 124372.47           |
| JAN EXPENDITURES         | (1000.00)         | (87720.13)          | (46546.38)         | (25.00)          | (135291.51)         |
| JAN ADJUSTMENTS          | (1450.00)         | 1475.00             | 488.67             | 0.00             | 513.67              |
| <b>BALANCE 1/31/18</b>   | <b>5100.00</b>    | <b>75842.96</b>     | <b>45641.62</b>    | <b>1634.17</b>   | <b>128218.75</b>    |
| FEB REVENUE              | 475.00            | 94368.42            | 47755.29           | 610.00           | 143208.71           |
| FEB EXPENDITURES         | (2025.00)         | (78960.33)          | (49347.72)         | (1220.00)        | (131553.05)         |
| FEB ADJUSTMENTS          | (100.00)          | 790.00              | 507.71             | 0.00             | 1197.71             |
| <b>BALANCE 2/28/18</b>   | <b>3450.00</b>    | <b>92041.05</b>     | <b>44556.90</b>    | <b>1024.17</b>   | <b>141072.12</b>    |
| MAR REVENUE              | 925.00            | 104478.99           | 44175.80           | 670.00           | 150249.79           |
| MAR EXPENDITURES         | (1696.00)         | (94353.42)          | (44582.46)         | 0.00             | (140631.88)         |
| MAR ADJUSTMENTS          | (754.00)          | 779.00              | 0.00               | 0.00             | 25.00               |
| <b>BALANCE 3/31/18</b>   | <b>1925.00</b>    | <b>102945.62</b>    | <b>44150.24</b>    | <b>1694.17</b>   | <b>150715.03</b>    |
| APR REVENUE              | 7400.00           | 86701.93            | 45654.86           | 708.00           | 140464.79           |
| APR EXPENDITURES         | (333.00)          | (105327.99)         | (45040.23)         | (1405.00)        | (152106.22)         |
| APR ADJUSTMENTS          | (767.00)          | 767.00              | 0.00               | 0.00             | 0.00                |
| <b>BALANCE 4/30/18</b>   | <b>8225.00</b>    | <b>85086.56</b>     | <b>44764.87</b>    | <b>997.17</b>    | <b>139073.60</b>    |
| MAY REVENUE              | 6990.00           | 96953.89            | 44717.40           | 485.00           | 149146.29           |
| MAY EXPENDITURES         | (3459.00)         | (87423.93)          | (46297.12)         | 0.00             | (137180.05)         |
| MAY ADJUSTMENTS          | (1381.00)         | 1381.00             | 0.00               | 0.00             | 0.00                |
| <b>BALANCE 5/31/18</b>   | <b>10375.00</b>   | <b>95997.52</b>     | <b>43185.15</b>    | <b>1482.17</b>   | <b>151039.84</b>    |
| JUNE REVENUE             | 7650.00           | 98260.18            | 50114.94           | 715.57           | 156740.69           |
| JUNE EXPENDITURES        | (4140.00)         | (98884.89)          | (46645.70)         | (1143.00)        | (150813.59)         |
| JUNE ADJUSTMENTS         | (1610.00)         | 1610.00             | 0.00               | 0.00             | 0.00                |
| <b>BALANCE 6/30/18</b>   | <b>12275.00</b>   | <b>96982.81</b>     | <b>46654.39</b>    | <b>1054.74</b>   | <b>156966.94</b>    |
| JULY REVENUE             | 5350.00           | 90776.81            | 55085.72           | 540.00           | 151752.53           |
| JULY EXPENDITURES        | (3156.00)         | (99325.18)          | (49565.77)         | (200.57)         | (152247.52)         |
| JULY ADJUSTMENTS         | (3519.00)         | 3519.00             | 0.00               | 0.00             | 0.00                |
| <b>BALANCE 7/31/18</b>   | <b>10950.00</b>   | <b>91953.44</b>     | <b>52174.34</b>    | <b>1394.17</b>   | <b>156471.95</b>    |
| AUG REVENUE              | 4650.00           | 91686.93            | 54880.47           | 710.00           | 151927.40           |
| AUG EXPENDITURES         | (576.00)          | (94290.81)          | (55109.72)         | (880.00)         | (150856.53)         |
| AUG ADJUSTMENTS          | (3099.00)         | 3099.00             | 0.00               | 0.00             | 0.00                |
| <b>BALANCE 8/31/18</b>   | <b>11925.00</b>   | <b>92448.56</b>     | <b>51945.09</b>    | <b>1224.17</b>   | <b>157542.82</b>    |
| SEP REVENUE              | 3075.00           | 82727.19            | 60759.27           | 505.43           | 147066.89           |
| SEP EXPENDITURES         | (5523.80)         | (94830.93)          | (54926.87)         | (415.43)         | (155697.03)         |
| SEP ADJUSTMENTS          | (4351.20)         | 4351.20             | 0.00               | 0.00             | 0.00                |
| <b>BALANCE 9/30/18</b>   | <b>5125.00</b>    | <b>84696.02</b>     | <b>57777.49</b>    | <b>1314.17</b>   | <b>148912.68</b>    |
| OCT REVENUE              | 400.00            | 92166.65            | 65243.75           | 350.00           | 158160.40           |
| OCT EXPENDITURES         | (2480.00)         | (86988.39)          | (60749.34)         | (900.00)         | (151117.73)         |
| OCT ADJUSTMENTS          | (820.00)          | 820.00              | 0.00               | 0.00             | 0.00                |
| <b>BALANCE 10/31/18</b>  | <b>2225.00</b>    | <b>90694.28</b>     | <b>62271.90</b>    | <b>764.17</b>    | <b>155955.35</b>    |
| NOV REVENUE              | 5305.00           | 75522.23            | 58861.33           | 400.00           | 140088.56           |
| NOV EXPENDITURES         | (1425.00)         | (92986.65)          | (61903.86)         | 0.00             | (156315.51)         |
| NOV ADJUSTMENTS          | (375.00)          | 375.00              | 0.00               | 0.00             | 0.00                |
| <b>BALANCE 11/30/18</b>  | <b>5730.00</b>    | <b>73604.86</b>     | <b>59229.37</b>    | <b>1164.17</b>   | <b>139728.40</b>    |
| DEC REVENUE              | 2150.00           | 73943.14            | 60310.56           | 425.00           | 136828.70           |
| DEC EXPENDITURES         | (325.00)          | (75897.23)          | (58903.57)         | (750.00)         | (135875.80)         |
| DEC ADJUSTMENTS          | (25.00)           | 25.00               | 0.00               | 0.00             | 0.00                |
| <b>BALANCE 12/31/18</b>  | <b>7530.00</b>    | <b>71675.77</b>     | <b>60636.36</b>    | <b>839.17</b>    | <b>140681.30</b>    |
| <b>BALANCE 1/1/18</b>    | <b>7225.00</b>    | <b>85167.76</b>     | <b>45152.19</b>    | <b>1079.17</b>   | <b>138624.12</b>    |
| <b>2018 REVENUE</b>      | <b>44695.00</b>   | <b>1064506.69</b>   | <b>634106.53</b>   | <b>6699.00</b>   | <b>1750007.22</b>   |
| <b>2018 EXPENDITURES</b> | <b>(26138.80)</b> | <b>(1096989.88)</b> | <b>(619618.74)</b> | <b>(6939.00)</b> | <b>(1749686.42)</b> |
| <b>2018 ADJUSTMENTS</b>  | <b>(18251.20)</b> | <b>18991.20</b>     | <b>996.38</b>      | <b>0.00</b>      | <b>1736.38</b>      |
| <b>BALANCE 12/31/18</b>  | <b>7530.00</b>    | <b>71675.77</b>     | <b>60636.36</b>    | <b>839.17</b>    | <b>140681.30</b>    |

**CHAMPAIGN COUNTY MUNICIPAL COURT  
SUMMARY - 2018**

| <b>MONTH</b> | <b>PAYMENTS<br/>TO CITY</b> | <b>PAYMENTS<br/>TO COUNTY</b> | <b>PAYMENTS<br/>TO STATE</b> | <b>PAYMENTS<br/>TO MISC</b> | <b>CRS<br/>COLLECTIONS</b> | <b>RESTITUTION</b> | <b>TOTAL<br/>PAYMENTS</b> |
|--------------|-----------------------------|-------------------------------|------------------------------|-----------------------------|----------------------------|--------------------|---------------------------|
| JANUARY      | \$58,652.52                 | \$11,965.33                   | \$14,158.15                  | \$5,776.96                  | \$27.60                    | \$3,569.77         | <b>\$94,150.33</b>        |
| FEBRUARY     | \$63,809.58                 | \$18,084.82                   | \$15,542.09                  | \$8,662.00                  | \$34.80                    | \$2,943.38         | <b>\$109,076.67</b>       |
| MARCH        | \$64,953.10                 | \$18,965.93                   | \$16,709.37                  | \$10,775.38                 | \$321.27                   | \$6,146.97         | <b>\$117,872.02</b>       |
| APRIL        | \$63,035.97                 | \$12,972.27                   | \$14,517.34                  | \$8,979.60                  | \$150.50                   | \$2,114.65         | <b>\$101,770.33</b>       |
| MAY          | \$66,423.04                 | \$16,078.74                   | \$18,701.58                  | \$9,936.17                  | \$0.00                     | \$2,059.00         | <b>\$113,198.53</b>       |
| JUNE         | \$69,191.57                 | \$15,251.85                   | \$20,377.13                  | \$9,955.90                  | \$88.50                    | \$2,144.18         | <b>\$117,009.13</b>       |
| JULY         | \$63,897.56                 | \$13,447.80                   | \$16,360.28                  | \$11,214.40                 | \$141.60                   | \$2,313.50         | <b>\$107,375.14</b>       |
| AUGUST       | \$69,813.01                 | \$14,718.29                   | \$16,380.26                  | \$8,977.00                  | \$787.87                   | \$2,360.89         | <b>\$113,037.32</b>       |
| SEPTEMBER    | \$61,914.46                 | \$13,465.91                   | \$17,239.71                  | \$5,485.70                  | \$435.62                   | \$2,130.85         | <b>\$100,672.25</b>       |
| OCTOBER      | \$70,449.72                 | \$14,134.61                   | \$15,963.02                  | \$7,262.80                  | \$534.70                   | \$3,557.61         | <b>\$111,902.46</b>       |
| NOVEMBER     | \$56,864.61                 | \$9,929.34                    | \$13,401.50                  | \$8,875.80                  | \$557.41                   | \$2,720.10         | <b>\$92,348.76</b>        |
| DECEMBER     | \$57,681.13                 | \$11,999.03                   | \$12,963.33                  | \$5,887.80                  | \$540.35                   | \$2,937.64         | <b>\$92,009.28</b>        |
| <b>TOTAL</b> | <b>\$766,686.27</b>         | <b>\$171,013.92</b>           | <b>\$192,313.76</b>          | <b>\$101,789.51</b>         | <b>\$3,620.22</b>          | <b>\$34,998.54</b> | <b>\$1,270,422.22</b>     |

**CITY OF URBANA  
TRAFFIC/CRIMINAL FUND ACCOUNT**

| MONTH        | COURT COSTS         | 40% HWP FEES       | WITNESS FEES    | WARR BLOCK         | CITY ORDINANCE     | BREATH TESTS    | INCR REIM BY DEF | UPD FEES          |
|--------------|---------------------|--------------------|-----------------|--------------------|--------------------|-----------------|------------------|-------------------|
| JANUARY      | \$15,631.78         | \$1,240.80         | \$6.00          | \$1,778.50         | \$9,210.92         | \$41.00         | \$0.00           | \$275.61          |
| FEBRUARY     | \$17,949.34         | \$2,275.20         | \$9.00          | \$2,648.15         | \$10,738.18        | \$64.00         | \$0.00           | \$541.09          |
| MARCH        | \$19,271.81         | \$2,545.20         | \$6.00          | \$2,435.33         | \$8,875.49         | \$45.00         | \$0.00           | \$208.77          |
| APRIL        | \$18,274.39         | \$1,380.25         | \$24.00         | \$2,251.40         | \$10,259.08        | \$40.00         | \$0.00           | \$401.12          |
| MAY          | \$19,782.41         | \$2,570.00         | \$0.00          | \$2,479.42         | \$8,923.55         | \$45.00         | \$18.35          | \$231.73          |
| JUNE         | \$20,677.70         | \$2,887.21         | \$12.00         | \$2,494.55         | \$6,853.66         | \$25.00         | \$25.00          | \$409.93          |
| JULY         | \$19,160.08         | \$1,863.60         | \$0.00          | \$2,837.03         | \$7,134.61         | \$32.00         | \$25.00          | \$403.92          |
| AUGUST       | \$22,114.84         | \$1,604.00         | \$30.00         | \$3,780.65         | \$8,538.03         | \$33.00         | \$25.00          | \$244.34          |
| SEPTEMBER    | \$19,462.38         | \$3,244.80         | \$12.00         | \$2,483.55         | \$7,809.32         | \$30.00         | \$25.00          | \$301.39          |
| OCTOBER      | \$20,803.32         | \$1,377.60         | \$42.00         | \$2,845.39         | \$8,271.00         | \$15.00         | \$25.00          | \$521.06          |
| NOVEMBER     | \$16,413.54         | \$1,583.20         | \$8.30          | \$2,183.73         | \$6,158.32         | \$15.00         | \$25.00          | \$418.15          |
| DECEMBER     | \$15,967.98         | \$1,368.96         | \$6.00          | \$1,584.12         | \$7,169.76         | \$15.00         | \$0.00           | \$201.53          |
| <b>TOTAL</b> | <b>\$225,509.57</b> | <b>\$23,940.82</b> | <b>\$155.30</b> | <b>\$29,801.82</b> | <b>\$99,941.92</b> | <b>\$400.00</b> | <b>\$168.35</b>  | <b>\$4,158.64</b> |

NOTE: MARCH CITY FINES REDUCED BY \$2,000.00 FOR PAYMENT TO CHAMPAIGN COUNTY LAW LIBRARY

**CITY OF URBANA  
TRAFFIC/CRIMINAL FUND ACCOUNT**

| <b>MONTH</b> | <b>PARKING<br/>TICKETS</b> | <b>CITY ATTY<br/>FEES</b> | <b>URBANA<br/>LEA</b> | <b>PROBATION<br/>FEES</b> | <b>ELECTRONIC<br/>DEVICE</b> | <b>INDIG DRVR<br/>ALCOHOL FD</b> | <b>DIVERSION<br/>APP</b> | <b>DIVERSION<br/>PROSECUTOR</b> |
|--------------|----------------------------|---------------------------|-----------------------|---------------------------|------------------------------|----------------------------------|--------------------------|---------------------------------|
| JANUARY      | \$0.00                     | \$0.00                    | \$1,306.87            | \$5,146.62                | \$665.00                     | \$293.50                         | \$0.00                   | \$0.00                          |
| FEBRUARY     | \$145.00                   | \$6.00                    | \$685.00              | \$5,678.40                | \$640.00                     | \$345.50                         | \$0.00                   | \$0.00                          |
| MARCH        | \$30.00                    | \$0.00                    | \$580.00              | \$5,722.00                | \$2,575.00                   | \$439.50                         | \$300.00                 | \$225.00                        |
| APRIL        | \$20.00                    | \$0.00                    | \$381.00              | \$5,022.13                | \$1,765.00                   | \$365.00                         | \$0.00                   | \$600.00                        |
| MAY          | \$120.00                   | \$0.00                    | \$475.00              | \$5,650.36                | \$985.00                     | \$479.00                         | \$300.00                 | \$300.00                        |
| JUNE         | \$0.00                     | \$0.00                    | \$1,100.00            | \$3,941.04                | \$2,511.00                   | \$488.50                         | \$150.00                 | \$675.00                        |
| JULY         | \$60.00                    | \$0.00                    | \$997.00              | \$5,651.71                | \$1,238.00                   | \$391.00                         | \$375.00                 | \$1,550.00                      |
| AUGUST       | \$20.00                    | \$0.00                    | \$671.00              | \$5,758.64                | \$530.00                     | \$381.50                         | \$75.00                  | \$25.00                         |
| SEPTEMBER    | \$0.00                     | \$0.00                    | \$511.75              | \$4,510.00                | \$830.00                     | \$361.50                         | \$75.00                  | \$0.00                          |
| OCTOBER      | \$45.00                    | \$0.00                    | \$662.00              | \$7,291.56                | \$815.00                     | \$333.00                         | \$150.00                 | \$450.00                        |
| NOVEMBER     | \$0.00                     | \$0.00                    | \$516.90              | \$5,593.20                | \$680.00                     | \$283.00                         | \$0.00                   | \$225.00                        |
| DECEMBER     | \$10.00                    | \$0.00                    | \$423.00              | \$6,087.86                | \$1,340.00                   | \$285.50                         | \$225.00                 | \$0.00                          |
| <b>TOTAL</b> | <b>\$450.00</b>            | <b>\$6.00</b>             | <b>\$8,309.52</b>     | <b>\$66,053.52</b>        | <b>\$14,574.00</b>           | <b>\$4,446.50</b>                | <b>\$1,650.00</b>        | <b>\$4,050.00</b>               |

**CITY OF URBANA  
TRAFFIC/CRIMINAL FUND ACCOUNT**

| MONTH        | SPECIAL<br>PROJECTS | CLERK'S<br>COMPUTER | COURT<br>COMPUTER  |
|--------------|---------------------|---------------------|--------------------|
| JANUARY      | \$5,706.56          | \$2,777.50          | \$855.50           |
| FEBRUARY     | \$5,779.71          | \$2,871.00          | \$890.00           |
| MARCH        | \$6,559.25          | \$3,155.66          | \$975.50           |
| APRIL        | \$5,969.99          | \$2,971.60          | \$906.00           |
| MAY          | \$6,871.22          | \$3,429.34          | \$1,039.00         |
| JUNE         | \$7,386.27          | \$3,420.63          | \$1,045.32         |
| JULY         | \$6,716.30          | \$3,176.37          | \$937.08           |
| AUGUST       | \$6,076.83          | \$3,175.50          | \$1,027.00         |
| SEPTEMBER    | \$6,484.88          | \$2,974.42          | \$897.60           |
| OCTOBER      | \$6,252.94          | \$3,160.49          | \$1,003.00         |
| NOVEMBER     | \$5,194.65          | \$2,393.59          | \$751.00           |
| DECEMBER     | \$4,640.47          | \$2,263.00          | \$681.00           |
| <b>TOTAL</b> | <b>\$73,639.07</b>  | <b>\$35,769.10</b>  | <b>\$11,008.00</b> |

**CITY OF URBANA  
CIVIL/S CLAIMS/TRUSTEE FUND ACCOUNT**

| MONTH        | CIVIL<br>COURT COSTS | S CLAIMS<br>COURT COSTS | TRUSTEE<br>COURT COSTS |
|--------------|----------------------|-------------------------|------------------------|
| JANUARY      | \$11,308.36          | \$0.00                  | \$0.00                 |
| FEBRUARY     | \$9,964.57           | \$174.44                | \$0.00                 |
| MARCH        | \$9,208.37           | \$87.22                 | \$0.00                 |
| APRIL        | \$10,215.90          | \$61.11                 | \$0.00                 |
| MAY          | \$10,143.22          | \$144.44                | \$0.00                 |
| JUNE         | \$12,137.43          | \$123.33                | \$0.00                 |
| JULY         | \$9,408.75           | \$36.11                 | \$0.00                 |
| AUGUST       | \$12,797.35          | \$133.33                | \$0.00                 |
| SEPTEMBER    | \$9,799.54           | \$113.33                | \$0.00                 |
| OCTOBER      | \$13,473.03          | \$113.33                | \$0.00                 |
| NOVEMBER     | \$12,104.81          | \$77.22                 | \$0.00                 |
| DECEMBER     | \$12,263.40          | \$180.55                | \$0.00                 |
| <b>TOTAL</b> | <b>\$132,824.73</b>  | <b>\$1,244.41</b>       | <b>\$0.00</b>          |

**CITY OF URBANA  
CIVIL/SMALL CLAIMS FUND ACCOUNT**

| <b>MONTH</b> | <b>CIVIL<br/>SPECIAL<br/>PROJECTS</b> | <b>CIVIL<br/>CLERKS<br/>COMPUTER</b> | <b>CIVIL<br/>COURT<br/>COMPUTER</b> | <b>S CLAIMS<br/>SPECIAL<br/>PROJECTS</b> | <b>S CLAIMS<br/>CLERKS<br/>COMPUTER</b> | <b>S CLAIMS<br/>COURT<br/>COMPUTER</b> |
|--------------|---------------------------------------|--------------------------------------|-------------------------------------|------------------------------------------|-----------------------------------------|----------------------------------------|
| JANUARY      | \$1,720.00                            | \$430.00                             | \$258.00                            | \$0.00                                   | \$0.00                                  | \$0.00                                 |
| FEBRUARY     | \$1,640.00                            | \$410.00                             | \$243.00                            | \$80.00                                  | \$20.00                                 | \$12.00                                |
| MARCH        | \$1,180.00                            | \$295.00                             | \$177.00                            | \$40.00                                  | \$10.00                                 | \$6.00                                 |
| APRIL        | \$1,500.00                            | \$375.00                             | \$225.00                            | \$20.00                                  | \$5.00                                  | \$3.00                                 |
| MAY          | \$1,660.00                            | \$415.00                             | \$249.00                            | \$80.00                                  | \$20.00                                 | \$12.00                                |
| JUNE         | \$1,960.00                            | \$490.00                             | \$294.00                            | \$60.00                                  | \$15.00                                 | \$9.00                                 |
| JULY         | \$1,340.00                            | \$335.00                             | \$201.00                            | \$20.00                                  | \$5.00                                  | \$3.00                                 |
| AUGUST       | \$1,920.00                            | \$480.00                             | \$288.00                            | \$60.00                                  | \$15.00                                 | \$9.00                                 |
| SEPTEMBER    | \$1,360.00                            | \$340.00                             | \$204.00                            | \$60.00                                  | \$15.00                                 | \$9.00                                 |
| OCTOBER      | \$1,940.00                            | \$485.00                             | \$291.00                            | \$60.00                                  | \$15.00                                 | \$9.00                                 |
| NOVEMBER     | \$1,560.00                            | \$390.00                             | \$234.00                            | \$40.00                                  | \$10.00                                 | \$6.00                                 |
| DECEMBER     | \$2,020.00                            | \$505.00                             | \$303.00                            | \$100.00                                 | \$25.00                                 | \$15.00                                |
| <b>TOTAL</b> | <b>\$19,800.00</b>                    | <b>\$4,950.00</b>                    | <b>\$2,967.00</b>                   | <b>\$620.00</b>                          | <b>\$155.00</b>                         | <b>\$93.00</b>                         |

**CITY OF URBANA  
TRUSTEESHIP FUND ACCOUNT**

| MONTH        | CLERK'S<br>COMPUTER | COURT<br>COMPUTER |
|--------------|---------------------|-------------------|
| JANUARY      | \$0.00              | \$0.00            |
| FEBRUARY     | \$0.00              | \$0.00            |
| MARCH        | \$0.00              | \$0.00            |
| APRIL        | \$0.00              | \$0.00            |
| MAY          | \$0.00              | \$0.00            |
| JUNE         | \$0.00              | \$0.00            |
| JULY         | \$0.00              | \$0.00            |
| AUGUST       | \$0.00              | \$0.00            |
| SEPTEMBER    | \$0.00              | \$0.00            |
| OCTOBER      | \$0.00              | \$0.00            |
| NOVEMBER     | \$0.00              | \$0.00            |
| DECEMBER     | \$0.00              | \$0.00            |
| <b>TOTAL</b> | <b>\$0.00</b>       | <b>\$0.00</b>     |



**CHAMPAIGN COUNTY  
TRAFFIC/CRIMINAL FUND ACCOUNT**

| <b>MONTH</b> | <b>10% HWP<br/>FINES</b> | <b>WITNESS<br/>FEES</b> | <b>CO LAW<br/>LIBRARY</b> | <b>JURY<br/>FEES</b> | <b>STATE<br/>GENERAL</b> | <b>STATE<br/>TRAFFIC</b> | <b>STATE ATTY<br/>FEES BY DEF</b> | <b>COUNTY<br/>LEA</b> |
|--------------|--------------------------|-------------------------|---------------------------|----------------------|--------------------------|--------------------------|-----------------------------------|-----------------------|
| JANUARY      | \$310.20                 | \$294.80                | \$0.00                    | \$390.00             | \$6,288.58               | \$3,345.13               | \$0.00                            | \$28.00               |
| FEBRUARY     | \$568.80                 | \$253.98                | \$0.00                    | \$40.00              | \$11,355.79              | \$4,142.85               | \$0.00                            | \$25.00               |
| MARCH        | \$636.30                 | \$304.60                | \$4,000.00                | \$40.00              | \$7,686.39               | \$4,981.00               | \$0.00                            | \$75.00               |
| APRIL        | \$345.06                 | \$151.80                | \$0.00                    | \$44.00              | \$8,720.41               | \$2,111.00               | \$0.00                            | \$330.00              |
| MAY          | \$642.50                 | \$73.40                 | \$0.00                    | \$20.00              | \$6,394.74               | \$7,475.10               | \$0.00                            | \$182.00              |
| JUNE         | \$721.80                 | \$183.20                | \$0.00                    | \$68.00              | \$7,085.05               | \$6,024.80               | \$0.00                            | \$54.00               |
| JULY         | \$465.90                 | \$194.80                | \$0.00                    | \$45.00              | \$6,472.25               | \$4,768.00               | \$0.00                            | \$56.00               |
| AUGUST       | \$400.90                 | \$251.40                | \$0.00                    | \$45.00              | \$7,204.44               | \$5,505.70               | \$0.00                            | \$13.00               |
| SEPTEMBER    | \$806.20                 | \$276.19                | \$0.00                    | \$20.00              | \$7,954.60               | \$2,875.75               | \$0.00                            | \$0.00                |
| OCTOBER      | \$344.40                 | \$333.20                | \$0.00                    | \$455.00             | \$8,508.71               | \$3,153.00               | \$0.00                            | \$0.00                |
| NOVEMBER     | \$395.80                 | \$173.00                | \$0.00                    | \$41.80              | \$6,825.21               | \$1,550.30               | \$0.00                            | \$150.00              |
| DECEMBER     | \$342.24                 | \$156.20                | \$0.00                    | \$445.00             | \$7,611.59               | \$2,623.00               | \$0.00                            | \$17.00               |
| <b>TOTAL</b> | <b>\$5,980.10</b>        | <b>\$2,646.57</b>       | <b>\$4,000.00</b>         | <b>\$1,653.80</b>    | <b>\$92,107.76</b>       | <b>\$48,555.63</b>       | <b>\$0.00</b>                     | <b>\$930.00</b>       |

NOTE: MARCH STATE GENERAL REDUCED BY \$2,000.00 FOR PAYMENT TO CHAMPAIGN COUNTY LAW LIBRARY

**CHAMPAIGN COUNTY  
TRAFFIC/CRIMINAL FUND ACCOUNT**

| MONTH        | SUBDIVISION<br>HSG PRSNS | LIQUOR<br>FINES | SHERIFF<br>FEES | BREATH<br>TEST | TRI-COUNTY<br>INCR FEES | TRI-COUNTY<br>JAIL FEES | TRI-COUNTY<br>JAIL BAC | COUNTY<br>EXPUNGE | INDIGENT<br>APPL FEE |
|--------------|--------------------------|-----------------|-----------------|----------------|-------------------------|-------------------------|------------------------|-------------------|----------------------|
| JANUARY      | \$0.00                   | \$0.00          | \$20.00         | \$0.00         | \$0.00                  | \$0.00                  | \$0.00                 | \$40.00           | \$1,248.62           |
| FEBRUARY     | \$0.00                   | \$0.00          | \$20.00         | \$0.00         | \$0.00                  | \$0.00                  | \$0.00                 | \$80.00           | \$1,598.40           |
| MARCH        | \$0.00                   | \$0.00          | \$23.00         | \$0.00         | \$0.00                  | \$0.00                  | \$0.00                 | \$80.00           | \$1,139.64           |
| APRIL        | \$0.00                   | \$0.00          | \$78.00         | \$0.00         | \$0.00                  | \$0.00                  | \$0.00                 | \$40.00           | \$1,152.00           |
| MAY          | \$0.00                   | \$0.00          | \$70.00         | \$0.00         | \$0.00                  | \$0.00                  | \$0.00                 | \$20.00           | \$1,201.00           |
| JUNE         | \$0.00                   | \$0.00          | \$70.00         | \$0.00         | \$0.00                  | \$0.00                  | \$0.00                 | \$20.00           | \$1,025.00           |
| JULY         | \$0.00                   | \$0.00          | \$70.00         | \$0.00         | \$0.00                  | \$0.00                  | \$0.00                 | \$40.00           | \$1,335.85           |
| AUGUST       | \$0.00                   | \$0.00          | \$47.00         | \$0.00         | \$0.00                  | \$0.00                  | \$0.00                 | \$0.00            | \$1,250.85           |
| SEPTEMBER    | \$0.00                   | \$0.00          | \$45.00         | \$0.00         | \$0.00                  | \$0.00                  | \$0.00                 | \$40.00           | \$1,448.17           |
| OCTOBER      | \$0.00                   | \$0.00          | \$25.00         | \$0.00         | \$0.00                  | \$0.00                  | \$0.00                 | \$20.00           | \$1,295.30           |
| NOVEMBER     | \$0.00                   | \$0.00          | \$13.00         | \$0.00         | \$0.00                  | \$0.00                  | \$0.00                 | \$40.00           | \$740.23             |
| DECEMBER     | \$0.00                   | \$0.00          | \$0.00          | \$0.00         | \$0.00                  | \$0.00                  | \$0.00                 | \$40.00           | \$764.00             |
| <b>TOTAL</b> | <b>\$0.00</b>            | <b>\$0.00</b>   | <b>\$481.00</b> | <b>\$0.00</b>  | <b>\$0.00</b>           | <b>\$0.00</b>           | <b>\$0.00</b>          | <b>\$460.00</b>   | <b>\$14,199.06</b>   |

**STATE OF OHIO  
TRAFFIC/CRIMINAL FUND ACCOUNT**

| <b>MONTH</b> | <b>GENERAL FUND</b> | <b>LIQUOR FINES</b> | <b>50% HWP FINES</b> | <b>SEAT BELT FINES</b> | <b>CHILD RESTRAINT</b> | <b>VICTIMS OF CRIME</b> | <b>BOARD OF RX DRUG FINES</b> |
|--------------|---------------------|---------------------|----------------------|------------------------|------------------------|-------------------------|-------------------------------|
| JANUARY      | \$0.00              | \$0.00              | \$1,551.00           | \$131.00               | \$0.00                 | \$2,323.77              | \$769.90                      |
| FEBRUARY     | \$0.00              | \$0.00              | \$2,844.00           | \$89.00                | \$0.00                 | \$2,214.12              | \$1,112.00                    |
| MARCH        | \$0.00              | \$0.00              | \$3,181.50           | \$355.00               | \$0.00                 | \$2,579.00              | \$600.00                      |
| APRIL        | \$13.00             | \$0.00              | \$1,725.31           | \$351.00               | \$0.00                 | \$2,433.00              | \$334.00                      |
| MAY          | \$20.00             | \$0.00              | \$3,212.50           | \$571.00               | \$0.00                 | \$2,879.01              | \$543.00                      |
| JUNE         | \$0.00              | \$0.00              | \$3,609.01           | \$387.00               | \$0.00                 | \$2,864.34              | \$1,391.00                    |
| JULY         | \$20.85             | \$0.00              | \$2,329.50           | \$233.00               | \$0.00                 | \$2,680.66              | \$725.00                      |
| AUGUST       | \$82.15             | \$0.00              | \$2,005.10           | \$264.00               | \$0.00                 | \$2,595.03              | \$679.00                      |
| SEPTEMBER    | \$11.00             | \$0.00              | \$4,061.00           | \$283.00               | \$0.00                 | \$2,601.00              | \$461.10                      |
| OCTOBER      | \$29.00             | \$0.00              | \$1,722.00           | \$106.00               | \$0.00                 | \$2,691.97              | \$712.60                      |
| NOVEMBER     | \$11.00             | \$0.00              | \$1,979.00           | \$120.00               | \$0.00                 | \$2,120.00              | \$276.00                      |
| DECEMBER     | \$0.00              | \$0.00              | \$1,711.20           | \$74.00                | \$0.00                 | \$1,933.49              | \$507.34                      |
| <b>TOTAL</b> | <b>\$187.00</b>     | <b>\$0.00</b>       | <b>\$29,931.12</b>   | <b>\$2,964.00</b>      | <b>\$0.00</b>          | <b>\$29,915.39</b>      | <b>\$8,110.94</b>             |

**STATE OF OHIO  
TRAFFIC/CRIMINAL FUND ACCOUNT**

| <b>MONTH</b> | <b>STATE<br/>EXPUNGE</b> | <b>STATE<br/>LEA</b> | <b>OSP DRUG<br/>FINES</b> | <b>BMV FORF<br/>CLEARANCE</b> | <b>BMV WARR<br/>BLOCK</b> | <b>ODNR<br/>WL/WTRCRFT</b> | <b>OSP<br/>BREATH</b> |
|--------------|--------------------------|----------------------|---------------------------|-------------------------------|---------------------------|----------------------------|-----------------------|
| JANUARY      | \$60.00                  | \$0.00               | \$0.00                    | \$0.00                        | \$0.00                    | \$145.00                   | \$0.00                |
| FEBRUARY     | \$120.00                 | \$0.00               | \$43.00                   | \$0.00                        | \$0.00                    | \$126.00                   | \$0.00                |
| MARCH        | \$120.00                 | \$0.00               | \$100.00                  | \$0.00                        | \$0.00                    | \$566.00                   | \$0.00                |
| APRIL        | \$60.00                  | \$0.00               | \$7.00                    | \$0.00                        | \$0.00                    | \$146.00                   | \$0.00                |
| MAY          | \$30.00                  | \$0.00               | \$0.00                    | \$0.00                        | \$0.00                    | \$264.00                   | \$0.00                |
| JUNE         | \$30.00                  | \$0.00               | \$150.00                  | \$0.00                        | \$50.00                   | \$289.00                   | \$0.00                |
| JULY         | \$60.00                  | \$0.00               | \$0.00                    | \$0.00                        | \$0.00                    | \$460.00                   | \$0.00                |
| AUGUST       | \$0.00                   | \$0.00               | \$0.00                    | \$0.00                        | \$0.00                    | \$100.00                   | \$0.00                |
| SEPTEMBER    | \$60.00                  | \$0.00               | \$0.00                    | \$0.00                        | \$0.00                    | \$25.00                    | \$0.00                |
| OCTOBER      | \$30.00                  | \$25.00              | \$0.00                    | \$0.00                        | \$0.00                    | \$251.00                   | \$0.00                |
| NOVEMBER     | \$60.00                  | \$0.00               | \$0.00                    | \$0.00                        | \$0.00                    | \$264.00                   | \$0.00                |
| DECEMBER     | \$60.00                  | \$0.00               | \$0.00                    | \$0.00                        | \$50.00                   | \$195.00                   | \$0.00                |
| <b>TOTAL</b> | <b>\$690.00</b>          | <b>\$25.00</b>       | <b>\$300.00</b>           | <b>\$0.00</b>                 | <b>\$100.00</b>           | <b>\$2,831.00</b>          | <b>\$0.00</b>         |

**STATE OF OHIO  
TRAFFIC/CRIMINAL FUND ACCOUNT**

| MONTH        | HB562 -<br>OJCS   | HB562 -<br>IDSF    | IDSF -<br>2937.22 | IDSF -<br>2949.09  |
|--------------|-------------------|--------------------|-------------------|--------------------|
| JANUARY      | \$629.50          | \$940.00           | \$275.00          | \$5,119.34         |
| FEBRUARY     | \$686.00          | \$1,002.85         | \$165.00          | \$4,985.88         |
| MARCH        | \$777.50          | \$1,147.00         | \$185.00          | \$5,557.93         |
| APRIL        | \$752.00          | \$1,197.00         | \$250.00          | \$5,307.64         |
| MAY          | \$924.50          | \$1,486.00         | \$250.00          | \$6,341.59         |
| JUNE         | \$908.50          | \$1,419.00         | \$300.00          | \$6,424.09         |
| JULY         | \$774.00          | \$1,191.00         | \$475.00          | \$5,675.80         |
| AUGUST       | \$760.50          | \$1,133.11         | \$325.00          | \$5,932.66         |
| SEPTEMBER    | \$758.50          | \$1,181.00         | \$325.00          | \$5,690.12         |
| OCTOBER      | \$774.00          | \$1,123.00         | \$226.00          | \$5,743.00         |
| NOVEMBER     | \$600.00          | \$915.00           | \$270.00          | \$4,757.00         |
| DECEMBER     | \$572.50          | \$817.00           | \$74.00           | \$4,314.61         |
| <b>TOTAL</b> | <b>\$8,917.50</b> | <b>\$13,551.96</b> | <b>\$3,120.00</b> | <b>\$65,849.66</b> |

**STATE OF OHIO  
CIVIL/SMALL CLAIMS FUND ACCOUNT**

| MONTH        | CIVIL<br>STATE COSTS | SC<br>STATE COSTS |
|--------------|----------------------|-------------------|
| JANUARY      | \$2,213.64           | \$0.00            |
| FEBRUARY     | \$2,110.68           | \$43.56           |
| MARCH        | \$1,518.66           | \$21.78           |
| APRIL        | \$1,930.50           | \$10.89           |
| MAY          | \$2,136.42           | \$43.56           |
| JUNE         | \$2,522.52           | \$32.67           |
| JULY         | \$1,724.58           | \$10.89           |
| AUGUST       | \$2,471.04           | \$32.67           |
| SEPTEMBER    | \$1,750.32           | \$32.67           |
| OCTOBER      | \$2,496.78           | \$32.67           |
| NOVEMBER     | \$2,007.72           | \$21.78           |
| DECEMBER     | \$2,599.74           | \$54.45           |
| <b>TOTAL</b> | <b>\$25,482.60</b>   | <b>\$337.59</b>   |

**CHAMPAIGN COUNTY VILLAGE ORDINANCES  
TRAFFIC/CRIMINAL FUND ACCOUNT**

| <b>MONTH</b> | <b>CHRISTIANS-<br/>BURG</b> | <b>MECHANICS-<br/>BURG</b> | <b>NORTH<br/>LEWISBURG</b> | <b>ST.<br/>PARIS</b> |
|--------------|-----------------------------|----------------------------|----------------------------|----------------------|
| JANUARY      | \$0.00                      | \$4,340.06                 | \$232.00                   | \$1,091.00           |
| FEBRUARY     | \$0.00                      | \$5,721.00                 | \$42.00                    | \$2,686.00           |
| MARCH        | \$0.00                      | \$7,468.12                 | \$105.00                   | \$2,906.00           |
| APRIL        | \$0.00                      | \$5,445.40                 | \$619.20                   | \$2,845.00           |
| MAY          | \$0.00                      | \$5,684.17                 | \$110.00                   | \$3,822.00           |
| JUNE         | \$0.00                      | \$6,106.40                 | \$490.00                   | \$2,950.00           |
| JULY         | \$0.00                      | \$6,408.50                 | \$85.00                    | \$4,480.40           |
| AUGUST       | \$0.00                      | \$5,874.40                 | \$174.00                   | \$2,805.60           |
| SEPTEMBER    | \$0.00                      | \$2,959.20                 | \$80.00                    | \$2,355.00           |
| OCTOBER      | \$0.00                      | \$3,993.00                 | \$88.00                    | \$3,056.80           |
| NOVEMBER     | \$0.00                      | \$3,632.00                 | \$826.00                   | \$4,315.80           |
| DECEMBER     | \$0.00                      | \$2,318.00                 | \$123.60                   | \$3,093.20           |
| <b>TOTAL</b> | <b>\$0.00</b>               | <b>\$59,950.25</b>         | <b>\$2,974.80</b>          | <b>\$36,406.80</b>   |

**SHERIFF FEES  
TRAFFIC/CRIMINAL FUND ACCOUNT**

| <b>MONTH</b> | <b>CLARK</b>  | <b>DARKE</b>  | <b>DELAWARE</b> | <b>FRANKLIN</b> | <b>GREENE</b> | <b>HAMILTON</b> |
|--------------|---------------|---------------|-----------------|-----------------|---------------|-----------------|
| JANUARY      | \$0.00        | \$0.00        | \$0.00          | \$0.00          | \$0.00        | \$0.00          |
| FEBRUARY     | \$0.00        | \$0.00        | \$0.00          | \$0.00          | \$0.00        | \$0.00          |
| MARCH        | \$0.00        | \$0.00        | \$0.00          | \$0.00          | \$0.00        | \$0.00          |
| APRIL        | \$0.00        | \$0.00        | \$0.00          | \$0.00          | \$0.00        | \$0.00          |
| MAY          | \$0.00        | \$0.00        | \$0.00          | \$0.00          | \$0.00        | \$0.00          |
| JUNE         | \$0.00        | \$0.00        | \$0.00          | \$0.00          | \$0.00        | \$0.00          |
| JULY         | \$0.00        | \$0.00        | \$0.00          | \$0.00          | \$0.00        | \$0.00          |
| AUGUST       | \$0.00        | \$0.00        | \$0.00          | \$0.00          | \$0.00        | \$0.00          |
| SEPTEMBER    | \$0.00        | \$0.00        | \$0.00          | \$0.00          | \$0.00        | \$0.00          |
| OCTOBER      | \$0.00        | \$0.00        | \$0.00          | \$0.00          | \$0.00        | \$0.00          |
| NOVEMBER     | \$0.00        | \$0.00        | \$0.00          | \$0.00          | \$0.00        | \$0.00          |
| DECEMBER     | \$0.00        | \$0.00        | \$0.00          | \$0.00          | \$0.00        | \$0.00          |
| <b>TOTAL</b> | <b>\$0.00</b> | <b>\$0.00</b> | <b>\$0.00</b>   | <b>\$0.00</b>   | <b>\$0.00</b> | <b>\$0.00</b>   |



**SHERIFF FEES  
TRAFFIC/CRIMINAL FUND ACCOUNT**

| <b>MONTH</b> | <b>LOGAN</b>    | <b>MADISON</b> | <b>MIAMI</b>  | <b>MONTGOMERY</b> | <b>PREBLE</b> | <b>UNION</b>  |
|--------------|-----------------|----------------|---------------|-------------------|---------------|---------------|
| JANUARY      | \$0.00          | \$0.00         | \$0.00        | \$0.00            | \$0.00        | \$0.00        |
| FEBRUARY     | \$151.00        | \$0.00         | \$0.00        | \$0.00            | \$0.00        | \$0.00        |
| MARCH        | \$0.00          | \$0.00         | \$0.00        | \$0.00            | \$0.00        | \$0.00        |
| APRIL        | \$22.00         | \$0.00         | \$0.00        | \$0.00            | \$0.00        | \$0.00        |
| MAY          | \$0.00          | \$0.00         | \$0.00        | \$0.00            | \$0.00        | \$0.00        |
| JUNE         | \$35.00         | \$0.00         | \$6.00        | \$0.00            | \$0.00        | \$0.00        |
| JULY         | \$20.00         | \$0.00         | \$0.00        | \$0.00            | \$0.00        | \$0.00        |
| AUGUST       | \$20.00         | \$0.00         | \$0.00        | \$0.00            | \$0.00        | \$0.00        |
| SEPTEMBER    | \$23.00         | \$0.00         | \$0.00        | \$0.00            | \$0.00        | \$0.00        |
| OCTOBER      | \$40.00         | \$0.00         | \$0.00        | \$0.00            | \$0.00        | \$0.00        |
| NOVEMBER     | \$0.00          | \$0.00         | \$0.00        | \$0.00            | \$0.00        | \$0.00        |
| DECEMBER     | \$8.00          | \$0.00         | \$0.00        | \$0.00            | \$0.00        | \$0.00        |
| <b>TOTAL</b> | <b>\$319.00</b> | <b>\$0.00</b>  | <b>\$6.00</b> | <b>\$0.00</b>     | <b>\$0.00</b> | <b>\$0.00</b> |

**MISCELLANEOUS  
TRAFFIC/CRIMINAL FUND ACCOUNT**

| <b>MONTH</b> | <b>MECH<br/>POLICE DEPT</b> | <b>ST PARIS<br/>POLICE DEPT</b> | <b>MECH<br/>LEA</b> | <b>ST PARIS<br/>LEA</b> | <b>N LEWISBURG<br/>MAYOR COURT</b> | <b>RETURN OF<br/>OVERPAYMENT</b> | <b>ST PARIS<br/>MAYOR COURT</b> | <b>EXTRA<br/>EXPUNGE FEE</b> |
|--------------|-----------------------------|---------------------------------|---------------------|-------------------------|------------------------------------|----------------------------------|---------------------------------|------------------------------|
| JANUARY      | \$32.90                     | \$0.00                          | \$0.00              | \$50.00                 | \$0.00                             | \$31.00                          | \$0.00                          | \$0.00                       |
| FEBRUARY     | \$0.00                      | \$0.00                          | \$0.00              | \$37.00                 | \$0.00                             | \$25.00                          | \$0.00                          | \$0.00                       |
| MARCH        | \$26.72                     | \$0.00                          | \$0.00              | \$0.00                  | \$0.00                             | \$89.54                          | \$0.00                          | \$180.00                     |
| APRIL        | \$48.00                     | \$0.00                          | \$0.00              | \$0.00                  | \$0.00                             | \$0.00                           | \$0.00                          | \$0.00                       |
| MAY          | \$10.00                     | \$0.00                          | \$200.00            | \$50.00                 | \$0.00                             | \$15.00                          | \$0.00                          | \$45.00                      |
| JUNE         | \$15.50                     | \$0.00                          | \$0.00              | \$308.00                | \$0.00                             | \$0.00                           | \$0.00                          | \$45.00                      |
| JULY         | \$51.90                     | \$0.00                          | \$0.00              | \$0.00                  | \$0.00                             | \$123.60                         | \$0.00                          | \$45.00                      |
| AUGUST       | \$0.00                      | \$0.00                          | \$3.00              | \$55.00                 | \$0.00                             | \$0.00                           | \$0.00                          | \$45.00                      |
| SEPTEMBER    | \$35.50                     | \$0.00                          | \$0.00              | \$13.00                 | \$0.00                             | \$20.00                          | \$0.00                          | \$0.00                       |
| OCTOBER      | \$40.00                     | \$0.00                          | \$0.00              | \$0.00                  | \$0.00                             | \$0.00                           | \$0.00                          | \$45.00                      |
| NOVEMBER     | \$12.00                     | \$0.00                          | \$0.00              | \$0.00                  | \$0.00                             | \$0.00                           | \$0.00                          | \$90.00                      |
| DECEMBER     | \$0.00                      | \$0.00                          | \$0.00              | \$25.00                 | \$0.00                             | \$275.00                         | \$0.00                          | \$45.00                      |
| <b>TOTAL</b> | <b>\$272.52</b>             | <b>\$0.00</b>                   | <b>\$203.00</b>     | <b>\$538.00</b>         | <b>\$0.00</b>                      | <b>\$579.14</b>                  | <b>\$0.00</b>                   | <b>\$540.00</b>              |

**COLLECTIONS  
COLLECTIONS ACCOUNT**

| MONTH        | CAPITAL RECOVERY<br>SERVICES |
|--------------|------------------------------|
| JANUARY      | \$27.60                      |
| FEBRUARY     | \$34.80                      |
| MARCH        | \$321.27                     |
| APRIL        | \$150.50                     |
| MAY          | \$0.00                       |
| JUNE         | \$88.50                      |
| JULY         | \$141.60                     |
| AUGUST       | \$787.87                     |
| SEPTEMBER    | \$435.62                     |
| OCTOBER      | \$534.70                     |
| NOVEMBER     | \$557.41                     |
| DECEMBER     | \$540.35                     |
| <b>TOTAL</b> | <b>\$3,620.22</b>            |

**RESTITUTION  
FUND ACCOUNT**

**MONTH**

|              |                    |
|--------------|--------------------|
| JANUARY      | \$3,569.77         |
| FEBRUARY     | \$2,943.38         |
| MARCH        | \$6,146.97         |
| APRIL        | \$2,114.65         |
| MAY          | \$2,059.00         |
| JUNE         | \$2,144.18         |
| JULY         | \$2,313.50         |
| AUGUST       | \$2,360.89         |
| SEPTEMBER    | \$2,130.85         |
| OCTOBER      | \$3,557.61         |
| NOVEMBER     | \$2,720.10         |
| DECEMBER     | \$2,937.64         |
| <b>TOTAL</b> | <b>\$34,998.54</b> |

**COMPARISON OF PAYMENTS TO THE CITY  
DECEMBER**

|                               | 2011            | 2012            | 2013            | 2014            | 2015            | 2016            | 2017            | 2018            |
|-------------------------------|-----------------|-----------------|-----------------|-----------------|-----------------|-----------------|-----------------|-----------------|
| <b>COURT COSTS</b>            | 16447.70        | 14887.39        | 11576.62        | 9908.46         | 13347.83        | 12758.99        | 17321.22        | 15967.98        |
| 40%HWP                        | 1822.51         | 1715.60         | 776.34          | 976.00          | 1277.20         | 1707.60         | 1666.15         | 1368.96         |
| CIWF                          | 6.00            | 6.00            | 15.05           | 6.00            | 0.00            | 0.00            | 0.00            | 6.00            |
| WARR BLOCKS                   | 1376.95         | 1337.28         | 880.39          | 949.40          | 1044.83         | 1730.09         | 2424.67         | 1584.12         |
| CITY ORDINANCES               | 8777.72         | 8512.26         | 7306.55         | 6620.30         | 9147.60         | 3519.27         | 6535.20         | 7169.76         |
| BREATH TEST                   | 15.00           | 55.00           | 45.00           | 17.00           | 17.00           | 25.00           | 20.00           | 15.00           |
| INCARC FEES                   | 0.00            | 0.00            | 0.00            | 0.00            | 0.00            | 0.00            | 0.00            | 0.00            |
| UPD FEES                      | 59.12           | 676.96          | 556.25          | 101.35          | 121.00          | 88.00           | 305.75          | 201.53          |
| PARKING TICKETS               | 195.00          | 53.00           | 10.00           | 10.00           | 10.00           | 20.00           | 30.00           | 10.00           |
| CITY ATTORNEY FEES            | 107.00          | 0.00            | 0.00            | 0.00            | 0.00            | 0.00            | 0.00            | 0.00            |
| ULEA                          | 107.00          | 294.00          | 791.80          | 180.00          | 561.00          | 376.00          | 1269.13         | 423.00          |
| IDA                           | 383.91          | 263.00          | 260.20          | 172.00          | 268.00          | 282.50          | 329.37          | 285.50          |
| DIVERSION APPLICATION         | 0.00            | 0.00            | 0.00            | 0.00            | 0.00            | 0.00            | 0.00            | 225.00          |
| DIVERSION - PROSECUTOR        | 0.00            | 0.00            | 0.00            | 0.00            | 0.00            | 0.00            | 0.00            | 0.00            |
| <b>TOTAL-CITY</b>             | <b>29297.91</b> | <b>27800.49</b> | <b>22218.20</b> | <b>18940.51</b> | <b>25794.46</b> | <b>20507.45</b> | <b>29901.49</b> | <b>27256.85</b> |
| <b>PROBATION DEPT</b>         |                 |                 |                 |                 |                 |                 |                 |                 |
| PROBATION                     | 1333.00         | 1270.00         | 1387.00         | 3563.00         | 2342.00         | 2286.00         | 4272.98         | 6087.86         |
| EMFE                          | 1082.50         | 2537.50         | 3537.50         | 1253.06         | 1842.00         | 1017.50         | 545.00          | 1340.00         |
| ALCOHOL DIVERSION PROG        | 0.00            | 4500.00         | 0.00            | 0.00            | 3750.00         | 0.00            | 0.00            | 0.00            |
| <b>TOTAL-PROBATION DEPT</b>   | <b>2415.50</b>  | <b>8307.50</b>  | <b>4924.50</b>  | <b>4816.06</b>  | <b>7934.00</b>  | <b>3303.50</b>  | <b>4817.98</b>  | <b>7427.86</b>  |
| <b>MISC-CITY</b>              |                 |                 |                 |                 |                 |                 |                 |                 |
| CIVIL COURT COSTS             | 8293.71         | 7086.26         | 5543.12         | 4696.58         | 5771.66         | 8499.25         | 9436.87         | 12263.40        |
| S CLAIMS COURT COSTS          | 457.44          | 931.75          | 342.67          | 182.22          | 462.76          | 429.43          | 90.00           | 180.55          |
| TRUSTEESHIP COURT COSTS       | 17.00           | 0.00            | 0.00            | 0.00            | 0.00            | 0.00            | 17.00           | 0.00            |
| <b>TOTAL-MISC CITY</b>        | <b>8768.15</b>  | <b>8018.01</b>  | <b>5885.79</b>  | <b>4878.80</b>  | <b>6234.42</b>  | <b>8928.68</b>  | <b>9543.87</b>  | <b>12443.95</b> |
| <b>SPECIAL PROJECTS FUND</b>  |                 |                 |                 |                 |                 |                 |                 |                 |
| TRCR                          | 6053.00         | 5588.26         | 3562.00         | 3059.62         | 4603.40         | 4070.36         | 5629.05         | 4640.47         |
| CIVIL                         | 1480.00         | 820.00          | 820.00          | 640.00          | 820.00          | 980.00          | 1220.00         | 2020.00         |
| S CLAIMS                      | 320.00          | 500.00          | 220.00          | 40.00           | 320.00          | 260.00          | 0.00            | 100.00          |
| <b>TOTAL SPECIAL PROJECTS</b> | <b>7853.00</b>  | <b>6908.26</b>  | <b>4602.00</b>  | <b>3739.62</b>  | <b>5743.40</b>  | <b>5310.36</b>  | <b>6849.05</b>  | <b>6760.47</b>  |
| <b>CLERKS OFC COMPUTER</b>    |                 |                 |                 |                 |                 |                 |                 |                 |
| TRCR                          | 1508.65         | 1341.50         | 897.65          | 771.00          | 1200.90         | 1056.00         | 2902.40         | 2263.00         |
| CIVIL                         | 370.00          | 205.00          | 205.00          | 160.00          | 205.00          | 245.00          | 305.00          | 505.00          |
| S CLAIMS                      | 80.00           | 125.00          | 55.00           | 10.00           | 80.00           | 65.00           | 0.00            | 25.00           |
| TRUSTEESHIP                   | 5.00            | 0.00            | 0.00            | 0.00            | 0.00            | 0.00            | 5.00            | 0.00            |
| <b>TOTAL CLERKS OFC COMP</b>  | <b>1963.65</b>  | <b>1671.50</b>  | <b>1157.65</b>  | <b>941.00</b>   | <b>1485.90</b>  | <b>1366.00</b>  | <b>3212.40</b>  | <b>2793.00</b>  |
| <b>COURT COMPUTER</b>         |                 |                 |                 |                 |                 |                 |                 |                 |
| TRCR                          | 906.30          | 811.15          | 535.30          | 455.00          | 710.00          | 634.00          | 904.60          | 681.00          |
| CIVIL                         | 222.00          | 123.00          | 123.00          | 96.00           | 123.00          | 147.00          | 183.00          | 303.00          |
| S CLAIMS                      | 48.00           | 75.00           | 33.00           | 6.00            | 48.00           | 39.00           | 0.00            | 15.00           |
| TRUSTEESHIP                   | 3.00            | 0.00            | 0.00            | 0.00            | 0.00            | 0.00            | 3.00            | 0.00            |
| <b>TOTAL COURT COMPUTER</b>   | <b>1179.30</b>  | <b>1009.15</b>  | <b>691.30</b>   | <b>557.00</b>   | <b>881.00</b>   | <b>820.00</b>   | <b>1090.60</b>  | <b>999.00</b>   |
| <b>GRAND TOTAL TO CITY</b>    | <b>51477.51</b> | <b>53714.91</b> | <b>39479.44</b> | <b>33872.99</b> | <b>48073.18</b> | <b>40235.99</b> | <b>55415.39</b> | <b>57681.13</b> |

## FUNDS FROM COURT COSTS

|                         | Total                | Court<br>Improvement | Clerk<br>Computer   | Court<br>Computer   |
|-------------------------|----------------------|----------------------|---------------------|---------------------|
| <b>Balance 12/31/17</b> | \$ <b>190,179.54</b> | \$ <b>88,142.50</b>  | \$ <b>79,608.07</b> | \$ <b>22,428.97</b> |
| January Revenue         | \$ 11,144.05         | \$ 6,849.05          | \$ 3,207.40         | \$ 1,087.60         |
| January Interest        | \$ 18.06             | \$ 7.86              | \$ 6.50             | \$ 3.70             |
| January Expense         | \$ (22,219.62)       | \$ (4,860.54)        | \$ (13,066.08)      | \$ (4,293.00)       |
| <b>Balance 1/31/18</b>  | \$ <b>179,122.03</b> | \$ <b>90,138.87</b>  | \$ <b>69,755.89</b> | \$ <b>19,227.27</b> |
| February Revenue        | \$ 11,747.56         | \$ 7,426.56          | \$ 3,207.50         | \$ 1,113.50         |
| February Interest       | \$ 16.55             | \$ 7.20              | \$ 5.96             | \$ 3.39             |
| February Expense        | \$ (6,381.11)        | \$ (3,730.26)        | \$ (160.85)         | \$ (2,490.00)       |
| <b>Balance 2/28/18</b>  | \$ <b>184,505.03</b> | \$ <b>93,842.37</b>  | \$ <b>72,808.50</b> | \$ <b>17,854.16</b> |
| March Revenue           | \$ 11,945.71         | \$ 7,499.71          | \$ 3,301.00         | \$ 1,145.00         |
| March Interest          | \$ 15.64             | \$ 6.80              | \$ 5.63             | \$ 3.21             |
| March Expense           | \$ (7,560.14)        | \$ (5,765.51)        | \$ (1,609.00)       | \$ (185.63)         |
| <b>Balance 3/31/18</b>  | \$ <b>188,906.24</b> | \$ <b>95,583.37</b>  | \$ <b>74,506.13</b> | \$ <b>18,816.74</b> |
| April Revenue           | \$ 12,398.41         | \$ 7,779.25          | \$ 3,460.66         | \$ 1,158.50         |
| April Interest          | \$ 18.52             | \$ 8.05              | \$ 6.67             | \$ 3.80             |
| April Expense           | \$ (11,642.80)       | \$ (3,962.59)        | \$ (4,601.37)       | \$ (3,078.84)       |
| <b>Balance 4/30/18</b>  | \$ <b>189,680.37</b> | \$ <b>99,408.08</b>  | \$ <b>73,372.09</b> | \$ <b>16,900.20</b> |
| May Revenue             | \$ 11,975.59         | \$ 7,489.99          | \$ 3,351.60         | \$ 1,134.00         |
| May Interest            | \$ 18.98             | \$ 8.26              | \$ 6.83             | \$ 3.89             |
| May Expense             | \$ (3,897.36)        | \$ (3,736.51)        | \$ -                | \$ (160.85)         |
| <b>Balance 5/31/18</b>  | \$ <b>197,777.58</b> | \$ <b>103,169.82</b> | \$ <b>76,730.52</b> | \$ <b>17,877.24</b> |
| June Revenue            | \$ 13,775.56         | \$ 8,611.22          | \$ 3,864.34         | \$ 1,300.00         |
| June Interest           | \$ 20.47             | \$ 8.91              | \$ 7.37             | \$ 4.19             |
| June Expense            | \$ (27,828.19)       | \$ (5,374.83)        | \$ (22,453.36)      | \$ -                |
| <b>Balance 6/30/18</b>  | \$ <b>183,745.42</b> | \$ <b>106,415.12</b> | \$ <b>58,148.87</b> | \$ <b>19,181.43</b> |
| July Revenue            | \$ 14,680.22         | \$ 9,406.27          | \$ 3,925.63         | \$ 1,348.32         |
| July Interest           | \$ 20.73             | \$ 9.01              | \$ 7.46             | \$ 4.26             |
| July Expense            | \$ (2,866.11)        | \$ (2,670.26)        | \$ (195.85)         | \$ -                |
| <b>Balance 7/31/18</b>  | \$ <b>195,580.26</b> | \$ <b>113,160.14</b> | \$ <b>61,886.11</b> | \$ <b>20,534.01</b> |
| August Revenue          | \$ 12,733.75         | \$ 8,076.30          | \$ 3,516.37         | \$ 1,141.08         |
| August Interest         | \$ 16.35             | \$ 7.12              | \$ 5.89             | \$ 3.34             |
| August Expense          | \$ (4,085.93)        | \$ (3,736.51)        | \$ (349.42)         | \$ -                |
| <b>Balance 8/31/18</b>  | \$ <b>204,244.43</b> | \$ <b>117,507.05</b> | \$ <b>65,058.95</b> | \$ <b>21,678.43</b> |
| September Revenue       | \$ 13,051.33         | \$ 8,056.83          | \$ 3,670.50         | \$ 1,324.00         |
| September Interest      | \$ 17.20             | \$ 7.48              | \$ 6.19             | \$ 3.53             |
| September Expense       | \$ (8,997.36)        | \$ (8,836.51)        | \$ (160.85)         | \$ -                |
| <b>Balance 9/30/18</b>  | \$ <b>208,315.60</b> | \$ <b>116,734.85</b> | \$ <b>68,574.79</b> | \$ <b>23,005.96</b> |
| October Revenue         | \$ 12,344.90         | \$ 7,904.88          | \$ 3,329.42         | \$ 1,110.60         |
| October Interest        | \$ 17.97             | \$ 7.81              | \$ 6.47             | \$ 3.69             |
| October Expense         | \$ (4,993.44)        | \$ (3,962.60)        | \$ (471.84)         | \$ (559.00)         |
| <b>Balance 10/31/18</b> | \$ <b>215,685.03</b> | \$ <b>120,684.94</b> | \$ <b>71,438.84</b> | \$ <b>23,561.25</b> |
| November Revenue        | \$ 13,216.43         | \$ 8,252.94          | \$ 3,660.49         | \$ 1,303.00         |
| November Interest       | \$ 19.62             | \$ 8.54              | \$ 7.06             | \$ 4.02             |
| November Expense        | \$ (50,393.61)       | \$ (42,692.76)       | \$ (7,700.85)       | \$ -                |
| <b>Balance 11/30/18</b> | \$ <b>178,527.47</b> | \$ <b>86,253.66</b>  | \$ <b>67,405.54</b> | \$ <b>24,868.27</b> |
| December Revenue        | \$ 10,579.24         | \$ 6,794.65          | \$ 2,793.59         | \$ 991.00           |
| December Interest       | \$ 19.89             | \$ 8.65              | \$ 7.16             | \$ 4.08             |
| December Expense        | \$ (7,776.27)        | \$ (6,292.17)        | \$ (1,484.10)       | \$ -                |
| <b>Balance 12/31/18</b> | \$ <b>181,350.33</b> | \$ <b>86,764.79</b>  | \$ <b>68,722.19</b> | \$ <b>25,863.35</b> |

**SPECIAL PROJECTS FUND REVIEW 2018**

|                       | <b>JAN</b>      | <b>FEB</b>      | <b>MAR</b>      | <b>APR</b>      | <b>MAY</b>       | <b>JUNE</b>      | <b>JULY</b>      | <b>AUG</b>       | <b>SEP</b>       | <b>OCT</b>       | <b>NOV</b>      | <b>DEC</b>      | <b>TOTAL</b>      |
|-----------------------|-----------------|-----------------|-----------------|-----------------|------------------|------------------|------------------|------------------|------------------|------------------|-----------------|-----------------|-------------------|
| Beginning Balance     | 88142.50        | 90138.87        | 93842.37        | 95583.37        | 99408.08         | 103169.82        | 106415.12        | 113160.14        | 117507.05        | 116734.85        | 120684.94       | 86253.66        |                   |
| Court Revenue         | 6849.05         | 7426.56         | 7499.71         | 7779.25         | 7489.99          | 8611.22          | 9406.27          | 8076.30          | 8056.83          | 7904.88          | 8252.94         | 6794.65         | <b>94147.65</b>   |
| Interest Earned       | 7.86            | 7.20            | 6.80            | 8.05            | 8.26             | 8.91             | 9.01             | 7.12             | 7.48             | 7.81             | 8.54            | 8.65            | <b>95.69</b>      |
| <b>Expenditures:</b>  |                 |                 |                 |                 |                  |                  |                  |                  |                  |                  |                 |                 |                   |
| Personnel Expense     | (4860.54)       | (3730.26)       | (5765.51)       | (3962.59)       | (3736.51)        | (5374.83)        | (2670.26)        | (3736.51)        | (3736.51)        | (3962.60)        | (42692.76)      | (6292.17)       | <b>(90521.05)</b> |
| Other Expenses        | 0.00            | 0.00            | 0.00            | 0.00            | 0.00             | 0.00             | 0.00             | 0.00             | (5100.00)        | 0.00             | 0.00            | 0.00            | <b>(5100.00)</b>  |
| <b>Ending Balance</b> | <b>90138.87</b> | <b>93842.37</b> | <b>95583.37</b> | <b>99408.08</b> | <b>103169.82</b> | <b>106415.12</b> | <b>113160.14</b> | <b>117507.05</b> | <b>116734.85</b> | <b>120684.94</b> | <b>86253.66</b> | <b>86764.79</b> |                   |





**APPROPRIATED - 2018  
EXPENDITURES**

|                      | <b>BUDGET ANNUAL</b> | <b>BUDGET MONTHLY</b> | <b>JAN</b>       | <b>FEB</b>        | <b>MAR</b>        | <b>APR</b>        | <b>MAY</b>        | <b>JUNE</b>       | <b>JULY</b>       | <b>AUG</b>        | <b>SEP</b>        | <b>OCT</b>        | <b>NOV</b>        | <b>DEC</b>        | <b>TOTAL</b>      |
|----------------------|----------------------|-----------------------|------------------|-------------------|-------------------|-------------------|-------------------|-------------------|-------------------|-------------------|-------------------|-------------------|-------------------|-------------------|-------------------|
| Salary-Judge         | 63,908.78            | 5,325.73              | 4865.38          | 4,865.38          | 4,865.38          | 4,865.38          | 4,865.38          | 7,298.07          | 4,865.38          | 4,865.38          | 4,865.38          | 4,865.38          | 7,298.07          | 4,865.44          | 63,250.00         |
| Salary-Act Judge     | 10,000.00            | 833.33                | 2,450.00         | 1,578.60          | 0.00              | 0.00              | 0.00              | 550.00            | 1,050.00          | 0.00              | 1,578.60          | 350.00            | 550.00            | 400.00            | 8,507.20          |
| Salary-Court Clerk   | 57,311.00            | 4,775.92              | 4,217.60         | 4,217.60          | 4,217.60          | 4,217.60          | 4,217.60          | 6,326.40          | 4,217.60          | 4,217.60          | 4,217.60          | 4,217.60          | 6,711.40          | 4,817.60          | 55,813.80         |
| Salary-Dep Clerks    | 203,636.00           | 16,969.67             | 13,070.40        | 14,628.60         | 17,314.69         | 15,148.00         | 14,955.38         | 22,722.02         | 15,148.02         | 15,148.01         | 15,148.03         | 15,148.00         | 25,722.02         | 15,294.69         | 199,447.86        |
| Salary-Bailiffs      | 60,275.00            | 5,022.92              | 4,604.00         | 4,664.00          | 4,604.00          | 4,664.00          | 4,664.00          | 6,996.00          | 4,274.00          | 4,664.00          | 4,664.00          | 4,664.00          | 7,146.00          | 4,664.00          | 60,272.00         |
| P.E.R.S.             | 54,443.00            | 4,536.92              | 4,046.18         | 4,089.03          | 4,193.58          | 6,059.57          | 4,045.29          | 4,067.32          | 4,073.29          | 4,137.70          | 4,045.29          | 6,337.95          | 4,073.29          | 4,589.20          | 53,757.69         |
| Group Health Care    | 141,860.00           | 11,821.67             | 8,294.28         | 8,301.98          | 12,410.61         | 12,410.61         | 12,410.61         | 12,410.61         | 12,410.61         | 12,410.61         | 12,501.17         | 12,501.17         | 12,841.17         | 12,501.17         | 141,404.60        |
| Fed Medicare Ins     | 5,688.00             | 474.00                | 407.68           | 418.50            | 430.59            | 400.04            | 397.25            | 616.92            | 409.62            | 400.04            | 423.02            | 405.16            | 668.22            | 416.71            | 5,393.75          |
| Workers' Comp        | 12,089.22            | 1,007.44              | 12,089.22        | 0.00              | 0.00              | 0.00              | 0.00              | 0.00              | 0.00              | 0.00              | 0.00              | 0.00              | 0.00              | 0.00              | 12,089.22         |
| Travel and Training  | 2,532.93             | 211.08                | 258.00           | 0.00              | 0.00              | 0.00              | 350.00            | 350.00            | 0.00              | 584.99            | 0.00              | 191.00            | 448.94            | 350.00            | 2,532.93          |
| Telephone Charges    | 4,340.00             | 361.67                | 250.38           | 251.25            | 408.72            | 799.51            | 270.59            | 315.24            | 381.01            | 381.49            | 359.70            | 381.22            | 250.68            | 268.78            | 4,318.57          |
| Banking Fees         | 23,105.37            | 1,925.45              | 1,305.37         | 1,268.31          | 1,588.91          | 1,810.43          | 1,439.64          | 1,782.27          | 1,835.62          | 1,783.76          | 1,546.95          | 1,875.74          | 3,579.44          | 1,614.72          | 21,431.16         |
| Indigent Legal Couns | 7,500.00             | 625.00                | 0.00             | 0.00              | 0.00              | 894.37            | 0.00              | 1,574.67          | 0.00              | 0.00              | 1,884.06          | 0.00              | 0.00              | 0.00              | 4,353.10          |
| Auto Maint           | 1,750.00             | 145.83                | 0.00             | 0.00              | 27.45             | 0.00              | 0.00              | 554.95            | 0.00              | 842.07            | 0.00              | 166.57            | 0.00              | 0.00              | 1,591.04          |
| Office Equip Maint   | 4,207.62             | 350.64                | 269.98           | 187.50            | 340.65            | 273.10            | 225.12            | 273.75            | 202.50            | 329.91            | 330.11            | 232.50            | 178.48            | 135.00            | 2,978.60          |
| Prisoner Sustenance  | 7,500.00             | 625.00                | 525.40           | 0.00              | 0.00              | 0.00              | 1,083.00          | 0.00              | 1,038.00          | 579.92            | 2,400.00          | 1,200.00          | 0.00              | 180.00            | 7,006.32          |
| Vehicle Insurance    | 352.59               | 29.38                 | 0.00             | 0.00              | 352.59            | 0.00              | 0.00              | 0.00              | 0.00              | 0.00              | 0.00              | 0.00              | 0.00              | 0.00              | 352.59            |
| Subscr/Memberships   | 1,350.00             | 112.50                | 1,195.00         | 0.00              | 0.00              | 0.00              | 0.00              | 0.00              | 0.00              | 0.00              | 0.00              | 0.00              | 0.00              | 150.00            | 1,345.00          |
| Witness/Juror Fees   | 200.00               | 16.67                 | 0.00             | 0.00              | 0.00              | 0.00              | 0.00              | 0.00              | 0.00              | 0.00              | 0.00              | 0.00              | 0.00              | 0.00              | 0.00              |
| Office Supplies      | 15,416.63            | 1,284.72              | 1,564.24         | 254.66            | 1,458.70          | 2,025.69          | 2,110.13          | 277.65            | 1,074.75          | 658.13            | 443.26            | 1,647.98          | 297.34            | 2,493.40          | 14,305.93         |
| Postage              | 19,000.00            | 1,583.33              | 0.00             | 3,000.00          | 303.00            | 6,500.00          | 0.00              | 303.00            | 5,000.00          | 0.00              | 3,303.00          | 90.00             | 0.00              | 318.51            | 18,817.51         |
| Legal Supplies       | 7,547.07             | 628.92                | 0.00             | 518.00            | 0.00              | 2,285.84          | 0.00              | 320.70            | 0.00              | 387.17            | 222.25            | 666.38            | 677.04            | 0.00              | 5,077.38          |
| Gas & Oil            | 3,114.02             | 259.50                | 91.61            | 74.88             | 91.01             | 74.75             | 104.73            | 171.40            | 144.32            | 149.54            | 176.83            | 150.84            | 174.11            | 131.57            | 1,535.59          |
| <b>TOTAL M-T-D</b>   |                      | <b>58,927.27</b>      | <b>59,504.72</b> | <b>48,318.29</b>  | <b>52,607.48</b>  | <b>62,428.89</b>  | <b>51,138.72</b>  | <b>66,910.97</b>  | <b>56,124.72</b>  | <b>51,540.32</b>  | <b>58,109.25</b>  | <b>55,091.49</b>  | <b>70,616.20</b>  | <b>53,190.79</b>  |                   |
| <b>TOTAL Y-T-D</b>   | <b>707,127.23</b>    | <b>707,127.23</b>     | <b>59,504.72</b> | <b>107,823.01</b> | <b>160,430.49</b> | <b>222,859.38</b> | <b>273,998.10</b> | <b>340,909.07</b> | <b>397,033.79</b> | <b>448,574.11</b> | <b>506,683.36</b> | <b>561,774.85</b> | <b>632,391.05</b> | <b>685,581.84</b> | <b>685,581.84</b> |

**BUDGET**  
**January 2019**

|                          | APPROPRIATED ANNUAL  | APPROPRIATED MONTHLY | EXPENDED M-T-D      | DISTRIBUTION TO CITY |                                  |
|--------------------------|----------------------|----------------------|---------------------|----------------------|----------------------------------|
| <b>PERSONAL SERVICES</b> |                      |                      |                     |                      |                                  |
| Salary-Judge             | \$ 63,250.00         | \$ 5,270.83          | \$ 4,865.38         | \$ 19,231.24         | Court Costs                      |
| Salary-Act Judge         | \$ 10,000.00         | \$ 833.33            | \$ -                | \$ 1,566.40          | City 40% HWP                     |
| Salary-Court Clerk       | \$ 55,850.00         | \$ 4,654.17          | \$ 4,217.60         | \$ -                 | City Witness Fees                |
| Salary-Dep Clerks        | \$ 207,221.00        | \$ 17,268.42         | \$ 15,288.01        | \$ 2,316.45          | Warrant Block                    |
| Salary-Bailiffs          | \$ 58,500.00         | \$ 4,875.00          | \$ 4,184.00         | \$ 7,600.29          | City Ordinance Fees              |
| P.E.R.S.                 | \$ 54,500.00         | \$ 4,541.67          | \$ 4,101.30         | \$ 23.00             | Breatholyzer Tests               |
| Group Health Care        | \$ 154,000.00        | \$ 12,833.33         | \$ 11,961.54        | \$ 317.50            | Incarceration Reimbursement-Def  |
| Fed Medicare Ins         | \$ 5,700.00          | \$ 475.00            | \$ 392.55           | \$ 323.60            | UPD Fees                         |
| Workers' Comp            | \$ 9,579.00          | \$ 798.25            | \$ 9,579.00         | \$ 10.00             | Parking Tickets                  |
| Travel and Training      | \$ 5,500.00          | \$ 458.33            | \$ -                | \$ -                 | City Attorney Fees               |
| Telephone Charges        | \$ 3,300.00          | \$ 275.00            | \$ 313.44           | \$ 1,068.00          | Urbana Law Enforcement Fund      |
| Banking Fees             | \$ 21,271.71         | \$ 1,772.64          | \$ 1,271.71         | \$ 6,480.00          | Probation Dept Fees              |
| Indigent Legal Couns     | \$ 10,146.90         | \$ 845.58            | \$ 1,793.05         | \$ 127.50            | Elec Monitoring Fees             |
| Auto Maint               | \$ 1,000.00          | \$ 83.33             | \$ -                | \$ 43.00             | Indigent Driver's Alcohol Fund   |
| Office Equip Maint       | \$ 4,728.13          | \$ 394.01            | \$ 228.13           | \$ 225.00            | Diversion Application            |
| Prisoner Sustenance      | \$ 9,000.00          | \$ 750.00            | \$ 1,030.00         | \$ 450.00            | Prosecutor Diversion             |
| Vehicle Ins              | \$ 425.00            | \$ 35.42             | \$ -                | \$ 6,255.53          | Special Projects Fund            |
| Subscripmts/Members      | \$ 1,200.00          | \$ 100.00            | \$ 918.00           | \$ 3,484.80          | Clerk's Office Computer Fund     |
| Witness/Juror Fees       | \$ 200.00            | \$ 16.67             | \$ -                | \$ 6,554.60          | Court Computer Fund              |
| Office Supplies          | \$ 14,000.00         | \$ 1,166.67          | \$ -                | \$ 12,561.76         | Civil Court Costs                |
| Postage                  | \$ 19,000.00         | \$ 1,583.33          | \$ 4,000.00         | \$ 1,520.00          | Civil Special Projects Fund      |
| Legal Supplies           | \$ 6,270.31          | \$ 522.53            | \$ 578.69           | \$ 380.00            | Civil Clerk's Computer Fund      |
| Gas & Oil                | \$ 2,097.76          | \$ 174.81            | \$ 97.76            | \$ 228.00            | Civil Court Computer Fund        |
|                          |                      |                      |                     | \$ 225.55            | Small Claims Court Costs         |
|                          |                      |                      |                     | \$ 100.00            | Small Claims Special Projects Fd |
|                          |                      |                      |                     | \$ 25.00             | Small Claims Clerk's Ofc Comp    |
|                          |                      |                      |                     | \$ 15.00             | Small Claims Court Computer Fund |
|                          |                      |                      |                     | \$ -                 | Trusteeship Court Costs          |
|                          |                      |                      |                     | \$ -                 | Trusteeship Court Computer Fd    |
|                          |                      |                      |                     | \$ -                 | Trusteeship Clerk's Ofc Comp Fd  |
| <b>TOTAL M-T-D</b>       |                      | <b>\$ 59,728.32</b>  | <b>\$ 64,820.16</b> | <b>\$ 71,132.22</b>  |                                  |
| <b>TOTAL Y-T-D</b>       | <b>\$ 716,739.81</b> | <b>\$ 59,728.32</b>  | <b>\$ 64,820.16</b> | <b>\$ 71,132.22</b>  |                                  |

|                          |                      | INTEREST M-T-D  | INTEREST Y-T-D  | INDIGENT DRIVER ALCOHOL FUND | BALANCE      |
|--------------------------|----------------------|-----------------|-----------------|------------------------------|--------------|
| Special Projects Fund    | \$ 88,666.85         | \$ 14.87        | \$ 14.87        |                              | \$ 43,730.88 |
| Clerk's Office Comp Fund | \$ 71,239.79         | \$ 12.31        | \$ 12.31        |                              |              |
| Court Computer Fund      | \$ 13,988.98         | \$ 7.01         | \$ 7.01         |                              |              |
| <b>TOTAL BALANCES</b>    | <b>\$ 173,895.62</b> | <b>\$ 34.19</b> | <b>\$ 34.19</b> |                              |              |

**CITY REVENUE FROM COURT  
2014-2018**

|                                    | 1/1/2014<br>12/31/2014 | 1/1/2015<br>12/31/2015 | 1/1/2016<br>12/31/2016 | 1/1/2017<br>12/21/2017 | 1/1/2018<br>12/31/2018 |
|------------------------------------|------------------------|------------------------|------------------------|------------------------|------------------------|
| <b>COURT COSTS</b>                 | \$134,767.17           | \$174,262.24           | \$180,885.55           | \$237,148.37           | \$225,509.57           |
| 40%HWP                             | \$18,856.32            | \$40,335.04            | \$36,560.56            | \$49,498.00            | \$23,940.82            |
| CIWF                               | \$199.85               | \$98.20                | \$48.00                | \$12.30                | \$155.30               |
| WARR BLOCKS                        | \$8,022.65             | \$15,301.03            | \$19,044.80            | \$25,268.09            | \$29,801.82            |
| CITY ORDINANCES                    | \$83,502.39            | \$97,931.02            | \$83,121.01            | \$75,519.43            | \$99,941.92            |
| BREATH TEST                        | \$463.00               | \$367.00               | \$310.00               | \$310.00               | \$400.00               |
| INCARC FEES                        | \$0.00                 | \$0.00                 | \$0.00                 | \$0.00                 | \$168.35               |
| UPD FEES                           | \$1,109.99             | \$1,613.28             | \$1,815.17             | \$3,159.57             | \$4,158.64             |
| PARKING TICKETS                    | \$665.00               | \$330.00               | \$463.00               | \$440.00               | \$450.00               |
| CITY ATTY FEES                     | \$0.00                 | \$0.00                 | \$0.00                 | \$160.00               | \$6.00                 |
| ULEA                               | \$5,861.50             | \$6,446.00             | \$7,436.65             | \$8,884.13             | \$8,309.52             |
| IDA                                | \$3,762.30             | \$4,627.00             | \$4,646.00             | \$5,960.00             | \$4,446.50             |
| <b>TOTAL-CITY</b>                  | <b>\$257,210.17</b>    | <b>\$341,310.81</b>    | <b>\$334,330.74</b>    | <b>\$406,359.89</b>    | <b>\$397,288.44</b>    |
| <br>                               |                        |                        |                        |                        |                        |
| <b>PROBATION DEPT</b>              |                        |                        |                        |                        |                        |
| PROBATION                          | \$35,242.00            | \$32,435.20            | \$36,181.40            | \$55,294.25            | \$66,053.52            |
| EMFE                               | \$27,150.69            | \$19,016.40            | \$17,691.50            | \$13,876.00            | \$14,574.00            |
| ALCOHOL DIVERSION PROGRAM          | \$3,550.00             | \$6,000.00             | \$500.00               | \$0.00                 | \$0.00                 |
| DIVERSION APPLICATION              | \$0.00                 | \$0.00                 | \$0.00                 | \$0.00                 | \$1,650.00             |
| PROSECUTOR DIVERSION               | \$0.00                 | \$0.00                 | \$0.00                 | \$0.00                 | \$4,050.00             |
| <b>TOTAL-PROBATION DEPT</b>        | <b>\$65,942.69</b>     | <b>\$57,451.60</b>     | <b>\$54,372.90</b>     | <b>\$69,170.25</b>     | <b>\$86,327.52</b>     |
| <br>                               |                        |                        |                        |                        |                        |
| <b>MISC-CITY</b>                   |                        |                        |                        |                        |                        |
| CIVIL COURT COSTS                  | \$87,282.09            | \$80,825.68            | \$99,686.99            | \$118,169.35           | \$132,824.73           |
| S CLAIMS COURT COSTS               | \$4,365.25             | \$2,866.02             | \$2,166.61             | \$2,230.51             | \$1,244.41             |
| TRUSTEESHIP COURT COSTS            | \$102.00               | \$85.00                | \$0.00                 | \$17.00                | \$0.00                 |
| <b>TOTAL-MISC CITY</b>             | <b>\$91,749.34</b>     | <b>\$83,776.70</b>     | <b>\$101,853.60</b>    | <b>\$120,416.86</b>    | <b>\$134,069.14</b>    |
| <br>                               |                        |                        |                        |                        |                        |
| <b>SPECIAL PROJECTS FUND</b>       |                        |                        |                        |                        |                        |
| TRCR                               | \$50,920.19            | \$67,257.83            | \$64,261.94            | \$89,137.19            | \$73,639.07            |
| CIVIL                              | \$14,490.00            | \$13,620.00            | \$13,860.00            | \$19,160.00            | \$19,800.00            |
| S CLAIMS                           | \$2,260.00             | \$1,940.00             | \$1,020.00             | \$820.00               | \$620.00               |
| <b>TOTAL SPECIAL PROJECTS FUND</b> | <b>\$67,670.19</b>     | <b>\$82,817.83</b>     | <b>\$79,141.94</b>     | <b>\$109,117.19</b>    | <b>\$94,059.07</b>     |
| <br>                               |                        |                        |                        |                        |                        |
| <b>CLERKS OFC COMPUTER</b>         |                        |                        |                        |                        |                        |
| TRCR                               | \$12,748.47            | \$16,816.40            | \$16,081.10            | \$41,849.50            | \$35,769.10            |
| CIVIL                              | \$3,625.00             | \$3,405.00             | \$3,465.00             | \$4,790.00             | \$4,950.00             |
| S CLAIMS                           | \$565.00               | \$485.00               | \$255.00               | \$205.00               | \$155.00               |
| TRUSTEESHIP                        | \$30.00                | \$25.00                | \$0.00                 | \$5.00                 | \$0.00                 |
| <b>TOTAL CLERKS OFC COMP</b>       | <b>\$16,968.47</b>     | <b>\$20,731.40</b>     | <b>\$19,801.10</b>     | <b>\$46,849.50</b>     | <b>\$40,874.10</b>     |
| <br>                               |                        |                        |                        |                        |                        |
| <b>COURT COMPUTER</b>              |                        |                        |                        |                        |                        |
| TRCR                               | \$7,634.20             | \$10,072.00            | \$9,669.00             | \$13,231.61            | \$11,008.00            |
| CIVIL                              | \$2,175.00             | \$2,043.00             | \$2,079.00             | \$2,874.00             | \$2,967.00             |
| S CLAIMS                           | \$339.00               | \$291.00               | \$153.00               | \$123.00               | \$93.00                |
| TRUSTEESHIP                        | \$18.00                | \$15.00                | \$0.00                 | \$3.00                 | \$0.00                 |
| <b>TOTAL COURT COMPUTER</b>        | <b>\$10,166.20</b>     | <b>\$12,421.00</b>     | <b>\$11,901.00</b>     | <b>\$16,231.61</b>     | <b>\$14,068.00</b>     |
| <br>                               |                        |                        |                        |                        |                        |
| <b>GRAND TOTAL TO CITY</b>         | <b>\$509,707.06</b>    | <b>\$598,509.34</b>    | <b>\$601,401.28</b>    | <b>\$768,145.30</b>    | <b>\$766,686.27</b>    |

**COUNTY REVENUE FROM COURT  
2014-2018**

|                                    | 1/1/2014<br>12/31/2014 | 1/1/2015<br>12/31/2015 | 1/1/2016<br>12/31/2016 | 1/1/2017<br>12/31/2017 | 1/1/2018<br>12/31/2018 |
|------------------------------------|------------------------|------------------------|------------------------|------------------------|------------------------|
| 10% HWP Fines                      | \$4,699.09             | \$10,083.76            | \$9,140.14             | \$12,359.50            | \$5,980.10             |
| County Witness Fees                | \$1,794.02             | \$1,836.40             | \$1,822.40             | \$2,353.60             | \$2,646.57             |
| County Law Library                 | \$4,000.00             | \$4,000.00             | \$4,000.00             | \$4,000.00             | \$4,000.00             |
| County Jury Fees                   | \$191.90               | \$590.10               | \$720.00               | \$940.00               | \$1,653.80             |
| State General                      | \$85,166.34            | \$110,124.58           | \$91,414.77            | \$97,245.97            | \$92,107.76            |
| State Traffic                      | \$80,480.93            | \$50,720.15            | \$58,224.49            | \$54,107.20            | \$48,555.63            |
| State Attorney Fees Paid by Def    | \$527.00               | \$183.90               | \$0.00                 | \$57.50                | \$0.00                 |
| County Law Enforcement Agency      | \$1,472.00             | \$1,127.00             | \$1,847.00             | \$947.00               | \$930.00               |
| Subdivision Housing Prisoners      | \$227.00               | \$216.00               | \$166.00               | \$65.00                | \$0.00                 |
| Sheriff Fees                       | \$2,992.70             | \$5,489.55             | \$1,252.40             | \$1,182.50             | \$481.00               |
| Sheriff's Office Breath Test       | \$10.00                | \$0.00                 | \$5.00                 | \$5.00                 | \$0.00                 |
| Tri-County Jail Fees               | \$0.00                 | \$0.00                 | \$0.00                 | \$5.00                 | \$0.00                 |
| Tri-County Jail Incarceration Fees | \$0.00                 | \$0.00                 | \$0.00                 | \$0.00                 | \$0.00                 |
| County Expungement                 | \$760.00               | \$740.00               | \$640.00               | \$560.00               | \$460.00               |
| Indigent Application Fees          | \$8,739.65             | \$9,899.31             | \$13,294.05            | \$13,117.22            | \$14,199.06            |
| Common Pleas Court                 | \$0.00                 | \$0.00                 | \$0.00                 | \$0.00                 | \$0.00                 |
| <b>GRAND TOTAL TO COUNTY</b>       | <b>\$191,060.63</b>    | <b>\$195,010.75</b>    | <b>\$182,526.25</b>    | <b>\$186,945.49</b>    | <b>\$171,013.92</b>    |

**STATE REVENUE FROM COURT  
2014-2018**

|                              | 1/1/2014<br>12/31/2014 | 1/1/2015<br>12/31/2015 | 1/1/2016<br>12/31/2016 | 1/1/2017<br>12/31/2017 | 1/1/2018<br>12/31/2018 |
|------------------------------|------------------------|------------------------|------------------------|------------------------|------------------------|
| 50% HWP Fines                | \$23,735.39            | \$50,418.80            | \$45,700.71            | \$61,887.51            | \$29,931.12            |
| Seat Belt Fines              | \$2,879.00             | \$8,062.00             | \$4,407.00             | \$6,323.00             | \$2,964.00             |
| Child Restraint Fines        | \$187.00               | \$26.00                | \$226.00               | \$53.00                | \$0.00                 |
| Victims of Crime             | \$22,865.00            | \$28,894.00            | \$28,494.00            | \$36,630.00            | \$29,915.39            |
| Board of Pharmacy Drug Fines | \$8,006.77             | \$5,737.35             | \$8,873.90             | \$7,256.70             | \$8,110.94             |
| State Expungement            | \$1,140.00             | \$1,110.00             | \$960.00               | \$840.00               | \$690.00               |
| State Law Enforce Agcy       | \$275.00               | \$100.00               | \$295.00               | \$75.00                | \$25.00                |
| OSP Drug Fines               | \$253.00               | \$750.00               | \$473.00               | \$809.00               | \$300.00               |
| BMV Warrant Block            | \$50.00                | \$245.00               | \$180.00               | \$245.00               | \$100.00               |
| BMV Forfeiture Clearance     | \$0.00                 | \$0.00                 | \$0.00                 | \$0.00                 | \$0.00                 |
| ODNR Wildlife Fines          | \$2,631.00             | \$4,351.00             | \$4,795.00             | \$5,440.00             | \$2,831.00             |
| OSP Breath Tests             | \$0.00                 | \$0.00                 | \$5.00                 | \$0.00                 | \$0.00                 |
| HB562-OJCS                   | \$5,768.36             | \$8,911.79             | \$8,677.00             | \$11,764.50            | \$8,917.50             |
| HB562-IDSF                   | \$8,410.50             | \$14,416.00            | \$13,285.89            | \$17,840.00            | \$13,551.96            |
| IDSF(2937.22)Bond Surcharge  | \$1,745.00             | \$1,520.00             | \$2,087.00             | \$3,165.00             | \$3,120.00             |
| IDSF(2949.091)               | \$50,723.58            | \$64,186.08            | \$63,236.92            | \$80,270.40            | \$66,036.66            |
| <br>                         |                        |                        |                        |                        |                        |
| Civil State Costs            | \$18,661.50            | \$17,528.94            | \$17,897.82            | \$24,658.92            | \$25,482.60            |
| Small Claims State Costs     | \$1,230.57             | \$1,056.33             | \$555.39               | \$446.49               | \$337.59               |
| <br>                         |                        |                        |                        |                        |                        |
| <b>GRAND TOTAL TO STATE</b>  | <b>\$148,561.67</b>    | <b>\$207,313.29</b>    | <b>\$200,149.63</b>    | <b>\$257,704.52</b>    | <b>\$192,313.76</b>    |

# OHIO AUDITOR OF STATE KEITH FABER



March 4, 2019

Chris Boettcher, Director of Finance  
City of Urbana  
Champaign County  
205 South Main Street  
P.O. Box 747  
Urbana, Ohio 43078

This engagement letter between the City Council and Management of City of Urbana, referred to here on out as the City and the Auditor of State sets forth the nature and scope of the services we will provide, the City's required involvement and assistance in support of our services, the related fee arrangements, and other terms and conditions designed to ensure that our professional services achieve the City's objectives.

## Summary of Services

We will examine the City of Urbana, Champaign County management's assertion that the census data and pensionable wages reported to the Ohio Police and Fire Pension Fund as of December 31, 2017, and for the year then ended was accurate and complete. The specific census data and detailed assertions are described in the responsible party assertions and representations included below. The objectives of our examination are to obtain reasonable assurance about whether the census data reported to the Retirement System is complete and accurate; and to express an opinion as to whether management's assertions regarding the completeness and accuracy of the census data reported to the Retirement System are fairly stated, in all material respects.

Our examination will be conducted in accordance with the American Institute of Certified Public Accountants' Attestation Standards for examination engagements and applicable attestation engagement standards included in the Comptroller General of the United States' *Government Auditing Standards*. Accordingly, it will include examining, on a test basis, your records and other procedures to obtain evidence necessary to enable us to express an opinion on the assertions that the City provided complete and accurate census data to the Retirement System as described in the responsible party assertions and representations below.

We cannot provide assurance that an unmodified opinion will be expressed. Circumstances may arise in which it is necessary for use to modify our opinion. If our opinion is other than unmodified, we will discuss the reasons with you in advance. If, for any reason we are unable to complete the examination or are unable to form or have not formed an opinion, we may disclaim an opinion on the assertions of completeness and accuracy of the census data provided to the Retirement System, or may withdraw from this engagement. In this unlikely event, we will communicate the reason for disclaiming an opinion or withdrawing from the engagement to you, and to those charged with governance, in writing.

Because of the inherent limitations of an examination engagement, together with the inherent limitations of internal control, an unavoidable risk exists that some material misstatements may not be detected, even though the examination is properly planned and performed in accordance with the attestation standards.

Our engagement will not include a detailed inspection of census data for all employees and cannot be relied on to disclose all material errors, or known and suspected fraud or noncompliance with laws or regulations, or internal control deficiencies, that may exist. However, we will inform you of any known or suspected fraud and noncompliance with laws or regulations, internal control deficiencies identified during the engagement, and uncorrected misstatements that come to our attention unless clearly trivial.

If we find indications of abuse, we will expand our tests to determine the impact on the completeness and accuracy of the census data provided to the Retirement System. *Government Auditing Standards* defines *abuse* as behavior which while not necessarily a legal violation, is behavior a prudent person would deem improper or deficient. Because this determination is subjective, *Government Auditing Standards* does not expect practitioners to provide reasonable assurance of detecting abuse.

We understand that you will provide us with the basic information required for our examination and that you are responsible for the accuracy and completeness of that information. We may advise you about appropriate criteria or assist in the development of the subject matter, but the responsibility for the subject matter remains with you.

### **Your Responsibilities**

We will perform the examination assuming management and those charged with governance acknowledge and understand they are responsible for the completeness and accuracy of the census data provided to the Retirement System. The specific, detailed assertions are described in the Responsible Party Assertions and Representations below.

You are also responsible for:

1. Informing us of events occurring or facts discovered subsequent to December 31, 2017, of which management may become aware, that may affect the completeness and accuracy of the census data provided to the Retirement System.
2. Reporting fraud and noncompliance of which you are aware to us.

### **Responsible Party Assertions and Representations**

Prior to issuing our report, we will request written representations from you acknowledging, to the best of your knowledge and belief, your responsibility for management's assertions that:

- The census data provided to the Ohio Police and Fire Pension Fund as of December 31, 2017 is accurate and complete. Census data includes
  - First and Last Name;
  - Last four digits of the social security number;
  - Contributions remitted to the plan;
  - Pensionable Compensation.
- The census data provided to the Ohio Police and Fire Pension Fund as of December 31, 2017 included all enrolled employees.
- Census data changes occurring during the year ended December 31, 2017 to an enrolled employee's eligible compensation, were properly updated with Ohio Police and Fire Pension Fund.
- All employees required to be enrolled in the Ohio Police and Fire Pension Fund in accordance with statutory requirements were properly enrolled.
- The total pensionable wages and employee contributions information reported to the Ohio Police and Fire Pension Fund for the year ended December 31, 2017 agrees with the payroll records of the employer.

We will also request written representations from you acknowledging, to the best of your knowledge and belief, your responsibility for:

- Complying with any applicable laws and regulations we have tested as part of our procedures.
- Making all records and documentation related to the reporting of the census data and pensionable wages to the Ohio Police and Fire Pension Fund available to us
- Communicating known deficiencies in internal control relevant to the engagement.
- Documentation supporting compliance with laws and regulations we will test as part of our procedures available to us.
- Other matters for which we may request written representations.

If you fail to provide the necessary written assertions, we are required to withdraw from the engagement. In this situation, no report will be issued.

#### **Engagement Team**

The engagement will be led by:

- \* Donna Waldron, Chief Auditor, and Scott Bowser, Assistant Chief Auditor, who will be responsible for assuring the overall quality, value, and timeliness of our services to you;
- \* Megan Hall, Senior Audit Manager, who will be responsible for managing the delivery of our services to you; and
- \* Emily Jenkins, Audit Manager, who will be responsible for on-site administration of our services to you.

#### **Access to Records**

To help meet our mutual objectives, the City will provide to us in a timely manner accounting records, schedules and supporting information (an initial list of which we will furnish to you), as well as working space and clerical assistance as mutually agreed upon and as is normal and reasonable in the circumstances. When and if for any reason the City is unable to provide these schedules, information or assistance, the Auditor of State and the City will mutually revise the fee to reflect additional costs, if any, required to achieve these objectives.

#### **Confidential Information:**

You should redact personal information from all documents (paper or electronic) you provide to the AOS related to our services including financial records and reports, payroll records, employee rosters, health and medical records, tax records, etc. Personal information includes social security numbers, dates of birth, drivers' license numbers or personal financial institution account numbers. The City should redact all personal information from electronic records before you transmit them to the AOS. This information should be fully blacked out in all paper documents prior to sending to the AOS. If you cannot redact personal information from any records or documents you must identify these records to us.

If redacting this personal information compromises our procedures, the City and the AOS will consider these exceptions on a case-by-case basis. Additionally, if redacting this information creates a hardship on you in terms of resources, recordkeeping or other issues, the City and the AOS may collaborate on alternative methods of providing the City's data to the AOS without compromising the personal information of individuals served by the City. The AOS is willing to work with you. It is our intent to minimize the amount of personal information we require. It is important that you review internal policies to find ways to eliminate as much personal information from financial records as possible by substituting non-personal information (i.e., change social security numbers



to employee identification numbers).

#### **Fee**

Except for any changes in fees which may result from unforeseen circumstances, we do not expect our fees and expenses for the services described above to exceed \$533.

If it is determined that additional work is required beyond this estimate, the revisions will be set forth in the form of the attached *Amendment to Engagement Letter*.

Pursuant to Ohio Rev. Code Section 117.13, you may charge all of this examination cost to the general fund or you may allocate the cost among the general fund and other eligible funds.

#### **Reporting**

We will issue a written report upon completing our procedures. We will address our report to those charged with governance.

#### **Restrictions on using our report**

You understand that the engagement is intended to provide assurance to the retirement systems and their auditors that the census data reported to them is accurate and complete. As a result, our report will disclose the following:

This report is intended solely for the information and use of the City of Urbana's management, those charged with governance, and Ohio Police and Fire Pension Fund, and RSM US, LLP to provide assurances that the census data reported to the Ohio Police and Fire Pension Fund is accurate and complete. This report is not suitable for any other purpose.

#### **Access to Our Reports and Working Papers**

The Attestation Standards require us to include this language due to concerns that other users may not fully understand the purpose of the report, the nature of the procedures we applied, the basis or assumptions used in its preparation, the extent to which the procedures performed are generally known or understood, and the potential for the report to be misunderstood when taken out of the context for which it was intended.

However, under Revised Code Section 117.26, our report becomes a public record under Section 149.43, Revised Code, when copies of the report are filed with the officers enumerated in the Revised Code. When copies of the report are filed, our working papers become available to the public upon request, subject to information protected for criminal investigations, by attorney-client privilege or by local, state or federal law. The Attestation Standards do not affect public access to our reports or working papers.

#### **Peer Review Report**

As required by *Government Auditing Standards*, we have made our most recent external quality control review report (Peer Review) publicly available, at [https://ohioauditor.gov/publications/Peer Opinion 2018.pdf](https://ohioauditor.gov/publications/Peer%20Opinion%202018.pdf). Audit organizations can receive a rating of *pass*, *pass with deficiency(ies)*, or *fail*. The Auditor of State received a peer review rating of *pass*.

#### **Acceptance of terms**

Please sign and return this letter to indicate your acknowledgement of, and agreement with, the arrangements for our examination engagement including your assertions and our respective responsibilities. If you have any questions, please call Megan Hall at 1-800-443-9274.

City of Urbana  
March 4, 2019  
Page 5

Sincerely,

KEITH FABER  
Auditor of State



Donna Waldron, CPA, CFE  
Chief Auditor, West Region

cc: City Council  
Mayor  
Director of Administration

ACCEPTED BY:



Chris Boettcher, Director of Finance

03/08/19

Date

## Deb Aksenczuk

---

**From:** Chris Endres <endres\_chris@yahoo.com>  
**Sent:** Saturday, January 26, 2019 8:56 PM  
**To:** monroelois1506@gmail.com; Deb Aksenczuk; Ryan Lantz; David Weimer; Greg Hower; Daniel Shay; Doug Hoffman; Matthew Lingrell; Tyler Haines  
**Subject:** Park Board Meeting Notes


Hello Everyone,

Here are some updates from the last meeting on January 14th.

1. The inclusion playground is moving along. Lawnview Industries is looking to partner with us and help get the project going with sponsorship.
2. We voted on replacing the park benches with a loved one sponsorship benches.
3. We are also going to be replacing the line machine and lights for the baseball field.

Our next meeting is February 17th at 5:30.

Thanks,  
Chris

Three handwritten signatures in black ink are stacked vertically. The top signature is a stylized 'C' followed by a long horizontal line. The middle signature is 'Dan Shay' written in a cursive script. The bottom signature is a complex, overlapping scribble of lines.



## Board of Zoning Appeals

January 14, 2019, Meeting Minutes

### Attendance

**Members Present:** Marty Hess (Vice Chair); Bryant Heflin; Lisa Haulman; Charlie Zerkle; and Skip Mintchell (Alternate).

**Member(s) Absent:** Vince Gonzalez (Chair).

**Guests Present:** Adam Moore (Zoning & Compliance); Cat Tanujaya (Zoning & Compliance); Kerry Brugger (Administrator); Jaime Houseman (Mercy Health Urbana Hospital); Stephen Sharp (McCall Sharp Architecture); Craig Genet (McCall Sharp Architecture); Don Barger (519 N. Jefferson Ave.); Linda Rivera (861 S. Main St.); Alice and Doug Hauser (Washington Ave – Parcel ID: K48-25-00-03-06-191-00).

### Call to Order and Pledge of Allegiance

**Action:** Marty Hess called the meeting to order at 6:00 PM.

### Reading of Rules of the Meeting and Swearing-In of Witnesses

**Action:** Marty Hess read the rules of the meeting and swore in all witnesses at the meeting.

### Prior Meeting Minutes

**Action:** Skip Mintchell made a motion to approve the meeting minutes from December 10, 2018. Lisa Haulman seconded the motion.

**Discussion:** None.

**Vote:** 5-0, motion passed.

### New Business – Application(s)

**Case # 1:**

**BZA-2019-001 – 904 Scioto Street – Jaime Houseman – Mercy Health Urbana Hospital  
Variance from Chapter 1129.10(b)(2) to construct a wall that is 12' in height.**

**Application:** Lisa Haulman read the application to the Board.

**Staff Comments & Recommendations:** Adam Moore provided background information and read the staff report to the Board.

**Testimony in Favor:** Jaime Houseman (Mercy Health Urbana Hospital) explained that this is a request for a front façade and to have the main entrance from Scioto Street. Currently, the main entrance is through the emergency department which causes a flow issues for many patients. This project will provide a new front entrance for the community, which will be easily accessible and more convenient. The new entrance will also create a new modern image for the hospital.

Stephen Sharp (McCall Sharp Architecture) added that they are planning to do a covered drop off for patients' comfort and needs especially during inclement weather. The proposed walls will have steps upwards towards

---

the entrance, not only to mask the machinery in front of the building but also to draw your eyes towards the main entrance. Mr. Sharp pointed out that there is a slight modification to the wall height from twelve feet as requested on the application to nine feet in height at its highest point. The wall will be made of bricks that match the hospital's current material and will have an added stone element on top.

**Testimony Against:** None.

**Discussion:** Charlie Zerkle asked if there are mechanical equipment on both the left and right side of the building. Mr. Sharp answered that mechanical equipment is only on the right side. The left side is just a recess with windows. The wall will be placed on both sides to create symmetry. Mr. Zerkle inquired if there will be a sound issue from the mechanical equipment. Mr. Sharp answered that mechanical equipment is an emergency generator that will not be running often.

Lisa Haulman had no questions or additional comments. Adam Moore explained to the Board that since the highest point of the wall has been decreased from twelve feet to nine feet, the variance requested is now only a one-foot variance as per the eight feet height maximum allowable for businesses. Skip Mintchell stated that he likes the concept and the wall will add a classy addition to the hospital. Bryant Heflin agreed with Mr. Mintchell and had no additional questions.

Marty Hess asked how far out the wall will be from the main structure. Craig Genet (McCall Sharp Architecture) explained that the intention for the wall on the left is to build over the current retaining wall. The wall on the right will be built about fifteen to eighteen feet from the retaining wall. Currently, there are parking spaces on the right side, which will be removed. Mr. Genet explained that the canopy will extend about fifty feet from the existing building.

**Action:** Skip Mintchell made a motion to **approve the application as presented** with the modification that the highest point of the wall as nine feet.  
Bryant Heflin seconded the motion.

**Vote:** 5-0, motion passed.

**Case # 2:** **BZA-2019-002 – Washington Avenue (Parcel ID: #K48-25-00-03-06-191-00)**  
**Conditional Use Application in accordance with Chapter 1120.04(e) to allow the harboring of 2-4 horses.**

**Application:** Lisa Haulman read the application to the Board.

**Staff Comments & Recommendations:** Adam Moore provided background information and read the staff report to the Board. Mr. Moore also referred to Chapter 505.15 regarding keeping livestock in the city. The application is brought to the BZA due to the fact that the request is for a conditional use on the property. Part of the land is located on the highest conveyance of flow as per FEMA, which is not allowed to be built on. The parcel currently does not have an address, however, if the application is approved, the City's Engineer will issue an address.

**Testimony in Favor:** Doug Hauser (Washington Avenue) explained that the intention for the land purchase was to retire on the property and to have his horses with him. Mr. Hauser has spoken to the County's Engineer and he was able to provide some options to address the flooding issue.

**Testimony Against:** A letter from Suzanne Bentley (600 Dorothy Moore Ave. Unit 7) states that she is concerned with the request due to the fact that the property is in very close in proximity to the other houses on three sides of the property. The letter then outlines the concerns.

1. Health concerns related to increasing exposure to insects from the horses. The accumulating manure harbors micro-organisms and insects that can travel to nearby properties which can cause harm to the public.
2. The timely removal of manure and odor it may cause.

3. The horses will aggravate Ms. Bentley's dog which will view the horses as a threat, in response the dog will bark and chase the horses.
  4. The horses will attract nearby vermin and rodents.
  5. The size of the property may not be adequate for a house, a barn, and two to four horses.
- Ms. Bentley feels that horses should not be living in residential areas.

**Discussion:**

Don Barger (519 N. Jefferson Ave.) stated that he has no problem with the livestock as long as they are taken care of; however, the property in question accumulates a lot of water. Mr. Barger then asked how the manure will be disposed of. Mr. Hauser answered that it will be hauled off. Mr. Barger also mentioned that the horses must be properly fenced. The fence must be far enough that passing children on Washington Avenue won't be able to play with them. Mr. Barger also explained that the area by Boyce Street also accumulates a lot of stagnant water. The property also has a lot of deer. Mr. Barger mentions that due to the close proximity of the other neighboring houses; they may have a problem with neighbors' complaints.

Skip Mintchell knew that the property had horses in the past and is not concern about the request. Mr. Mintchell is ok with the application request as long as it adheres to Chapter 505.15. Lisa Haulman agrees with the points made by the letter from Ms. Bentley. The odor will be a problem for the surrounding houses. Ms. Haulman agrees with Mr. Barger that the property does get a lot of deer, which can cause a problem. Ms. Haulman is not in favor of the application.

Charlie Zerkle has seen the property full of water. Mr. Zerkle confirmed that the Hauser will have a lot of standing water problems. Mr. Zerkle is also concerned about the fence that will be installed since there is no information regarding the fence provided with the application. Mr. Hauser answered that it will be a board fence. Mr. Hauser also states that due to his experience with construction, he will dig down and compact the soil where the house and barn will be located. The structures will also be placed on lifts. He will also address the water accumulation by working with the County's Engineer on a solution. Mr. Hauser intends to have tiles running to a catch basin and have the water pumped out by a sump pump into the creek which leads to the pond. Mr. Moore also explains that due to the property being in the special flood hazard area, the city must adhere to FEMA's regulations.

Bryant Heflin has a number of concerns with the flooding. Manure can get into the water and into the sump pump, etc. Mr. Heflin also does feel that this request is applicable to the specific parcel due to the number of surrounding residences. Mr. Heflin feels that there will be a lot of push back from the neighborhood. Based on the drawing, Mr. Heflin feels that the proposed barn is too big and does not fit for the area. The parcel is inadequate for the proposal and is not in the best interest of the public. Marty Hess stated that the drawing submitted does not have detailed information for what the applicants are requesting. Mr. Hess also mentions that all the water what will be pumped out will go into the city's parks and ponds which may cause an issue. In the past, the parcel was not within the city limit and the previous owners were able to have horses on the property. Once the land was included as part of the city, the horses were grandfathered to remain on the property. Mr. Hess feels that the application will be a problem and the tiles will not solve the flooding issue. Mr. Barger agrees that there is no place where the water can go and it either starts to pond or just soaks into the ground.

**Action:**

Skip Mintchell made a motion to **accept the application as submitted.**  
Bryant Heflin seconded the motion.

**Vote:**

1-4, motion failed. Skip Mintchell was the lone "Yes" vote.

## Miscellaneous Business

### Department of Zoning and Compliance

**Discussion:**

Kerry Brugger mentioned that there was a departmental restructure where Doug Crabill will be stepping away

---

from Zoning and Nuisance. Mr. Crabill will concentrate on Community Development and other projects. Adam Moore will assume Nuisance and Zoning in place of Mr. Crabill. Cat Tanujaya and Dan Shover will be working with Mr. Moore.

Mr. Moore shared that the BZA had a 35% increase in the applications in 2018. Last year there was also a 30% increase in permits issued. Mr. Brugger also mentioned that there's an uptick in the residential investment in 2018.

## Adjournment

**Action:** Bryant Heflin made a motion to adjourn at 7:07 PM.  
Charlie Zerkle seconded the motion.

**Vote:** 5-0, motion passed.

Boc #1



• 205 S. Main Street • Urbana, Ohio 43078 • 937-652-4324 • <http://www.urbanaohio.com> •

March 13, 2019

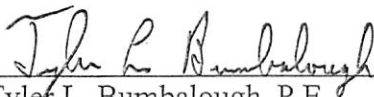
Urbana City Council  
205 S. Main St.  
Urbana, Ohio 43078

RE: US 36/US 68 Intersection Improvement (Monument Square Roundabout)

Urbana City Council,

On Monday, March 11, 2019 bids were accepted for the project referenced above. This project proposes work in Monument Square and one block in each direction along US 36 and US 68. This was a rebid of the project due to costs exceeding 110% of the Engineer's Estimate the first time. Three bids were read and R.B. Jergens Contractors, Inc. of Vandalia was the low bidder at a total bid price of \$1,808,913.09, coming in under the Engineer's Estimate of \$1,949,490.61.

Part of the requirement for bidding ODOT projects such as this is prequalification in the work types being performed. R.B. Jergens holds 35 prequalifications, including those needed for our project. Therefore, I recommend Urbana City Council accept the lowest and best bid submitted by R.B. Jergens Contractors, Inc. in the amount of \$1,808,913.09. A more specific funding breakdown is included in the purchase requisition, however, \$1,123,364.26 of the total will be grant funded, \$404,600.00 will be loan funded, and the remaining amount will come from local accounts (Capital, Stormwater, Sewer Maintenance, Water).

 3/13/14  
Tyler L. Bumbalough, P.E. Date  
Urbana City Engineer



BOC #1

US 36/US 68 Intersection Improvement (ODOT PID #103793)

Eng. Est. = \$1,949,490.61

CHP-US36-14.88 - Rebid Tabulation

3/11/2019

| Item    | Description                                                          | Unit  | Quantity | RB Jergens Contractors, Inc. |               | J&J Schlaegel, Inc. |               | Eclipse Co.   |               |
|---------|----------------------------------------------------------------------|-------|----------|------------------------------|---------------|---------------------|---------------|---------------|---------------|
|         |                                                                      |       |          | Unit Cost                    | Total         | Unit Cost           | Total         | Unit Cost     | Total         |
| 202     | PAVEMENT REMOVED                                                     | SQ YD | 2651     | \$ 18.20                     | \$ 48,248.20  | \$ 10.00            | \$ 26,510.00  | \$ 19.50      | \$ 51,694.50  |
| 202     | CURB AND GUTTER REMOVED                                              | FT    | 1334     | \$ 4.50                      | \$ 6,003.00   | \$ 5.00             | \$ 6,670.00   | \$ 7.00       | \$ 9,338.00   |
| 202     | CURB REMOVED                                                         | FT    | 250      | \$ 3.50                      | \$ 875.00     | \$ 5.00             | \$ 1,250.00   | \$ 5.50       | \$ 1,375.00   |
| 202     | CATCH BASIN REMOVED                                                  | EACH  | 11       | \$ 750.00                    | \$ 8,250.00   | \$ 350.00           | \$ 3,850.00   | \$ 515.00     | \$ 5,665.00   |
| 202     | WALK REMOVED                                                         | SF    | 2457     | \$ 0.85                      | \$ 2,088.45   | \$ 1.50             | \$ 3,685.50   | \$ 1.50       | \$ 3,685.50   |
| 202     | REMOVAL MISC.:BRICK WALK                                             | SF    | 14362    | \$ 0.85                      | \$ 12,207.70  | \$ 1.00             | \$ 14,362.00  | \$ 2.50       | \$ 35,905.00  |
| 202     | PIPE REMOVED, 24" AND UNDER                                          | FT    | 123      | \$ 34.00                     | \$ 4,182.00   | \$ 25.00            | \$ 3,075.00   | \$ 22.50      | \$ 2,767.50   |
| SPECIAL | FILL AND PLUG EXISTING CONDUIT                                       | FT    | 123      | \$ 40.00                     | \$ 4,920.00   | \$ 20.00            | \$ 2,460.00   | \$ 28.00      | \$ 3,444.00   |
| 203     | EMBANKMENT                                                           | CU YD | 854      | \$ 21.00                     | \$ 17,934.00  | \$ 25.00            | \$ 21,350.00  | \$ 17.00      | \$ 14,518.00  |
| 204     | SUBGRADE COMPACTION                                                  | SQ YD | 887      | \$ 2.00                      | \$ 1,774.00   | \$ 1.25             | \$ 1,108.75   | \$ 4.50       | \$ 3,991.50   |
| 608     | 4" CONCRETE WALK                                                     | SQ FT | 21113    | \$ 5.25                      | \$ 110,843.25 | \$ 7.00             | \$ 147,791.00 | \$ 7.00       | \$ 147,791.00 |
| 608     | 8" CONCRETE WALK                                                     | SQ FT | 5402     | \$ 11.00                     | \$ 59,422.00  | \$ 9.00             | \$ 48,618.00  | \$ 10.00      | \$ 54,020.00  |
| 608     | CURB RAMP                                                            | SQ FT | 1244     | \$ 15.00                     | \$ 18,660.00  | \$ 14.50            | \$ 18,038.00  | \$ 23.50      | \$ 29,234.00  |
| 608     | DETECTABLE WARNING                                                   | SQ FT | 272      | \$ 28.50                     | \$ 7,752.00   | \$ 50.00            | \$ 13,600.00  | \$ 23.50      | \$ 6,392.00   |
| 624     | MOBILIZATION                                                         | LUMP  | 1        | \$ 40,000.00                 | \$ 40,000.00  | \$ 55,322.10        | \$ 55,322.10  | \$ 109,011.02 | \$ 109,011.02 |
| 623     | CONSTRUCTION LAYOUT STAKES AND SURVEYING                             | LUMP  | 1        | \$ 13,000.00                 | \$ 13,000.00  | \$ 12,000.00        | \$ 12,000.00  | \$ 28,339.00  | \$ 28,339.00  |
| 611     | CATCH BASIN, NO. 3A                                                  | EACH  | 10       | \$ 2,184.00                  | \$ 21,840.00  | \$ 2,350.00         | \$ 23,500.00  | \$ 2,612.50   | \$ 26,125.00  |
| 611     | CATCH BASIN, NO. 6                                                   | EACH  | 2        | \$ 2,054.00                  | \$ 4,108.00   | \$ 2,250.00         | \$ 4,500.00   | \$ 2,329.00   | \$ 4,658.00   |
| 839     | TRENCH DRAIN, WITH PEDESTRIAN GRATE                                  | FT    | 25       | \$ 155.00                    | \$ 3,875.00   | \$ 105.00           | \$ 2,625.00   | \$ 167.00     | \$ 4,175.00   |
| 611     | MANHOLE, NO. 3                                                       | EACH  | 7        | \$ 3,500.00                  | \$ 24,500.00  | \$ 3,550.00         | \$ 24,850.00  | \$ 3,167.00   | \$ 22,169.00  |
| 611     | MANHOLE ADJUSTED TO GRADE                                            | EACH  | 2        | \$ 650.00                    | \$ 1,300.00   | \$ 675.00           | \$ 1,350.00   | \$ 1,034.00   | \$ 2,068.00   |
| 611     | CATCH BASIN ADJUSTED TO GRADE                                        | EACH  | 2        | \$ 1,128.00                  | \$ 2,256.00   | \$ 675.00           | \$ 1,350.00   | \$ 815.00     | \$ 1,630.00   |
| 611     | CATCH BASIN GRATE                                                    | EACH  | 2        | \$ 300.00                    | \$ 600.00     | \$ 550.00           | \$ 1,100.00   | \$ 553.00     | \$ 1,106.00   |
| 611     | 12" CONDUIT, TYPE B                                                  | FT    | 256      | \$ 108.00                    | \$ 27,648.00  | \$ 72.00            | \$ 18,432.00  | \$ 102.00     | \$ 26,112.00  |
| 605     | 4" SHALLOW PIPE UNDERDRAINS                                          | FT    | 2021     | \$ 15.50                     | \$ 31,325.50  | \$ 10.00            | \$ 20,210.00  | \$ 21.50      | \$ 43,451.50  |
| 611     | 4" CONDUIT TYPE F                                                    | FT    | 332      | \$ 26.20                     | \$ 8,698.40   | \$ 9.50             | \$ 3,154.00   | \$ 28.00      | \$ 9,296.00   |
| 611     | 6" CONDUIT TYPE E                                                    | FT    | 100      | \$ 29.20                     | \$ 2,920.00   | \$ 9.50             | \$ 950.00     | \$ 30.50      | \$ 3,050.00   |
| 611     | 8" CONDUIT TYPE E                                                    | FT    | 100      | \$ 32.70                     | \$ 3,270.00   | \$ 10.00            | \$ 1,000.00   | \$ 32.50      | \$ 3,250.00   |
| 611     | 4" CONDUIT TYPE F FOR UNDERDRAIN OUTLETS                             | FT    | 200      | \$ 27.30                     | \$ 5,460.00   | \$ 16.00            | \$ 3,200.00   | \$ 30.00      | \$ 6,000.00   |
| 611     | 4" CONDUIT, TYPE E                                                   | FT    | 500      | \$ 26.20                     | \$ 13,100.00  | \$ 9.50             | \$ 4,750.00   | \$ 31.50      | \$ 15,750.00  |
| 611     | 12" CONDUIT, TYPE E                                                  | FT    | 100      | \$ 41.50                     | \$ 4,150.00   | \$ 20.00            | \$ 2,000.00   | \$ 47.50      | \$ 4,750.00   |
| 202     | REMOVAL OF MISC.: INCREASE OR DECREASE IN EXCAVATION                 | CY    | 200      | \$ 40.00                     | \$ 8,000.00   | \$ 15.00            | \$ 3,000.00   | \$ 64.50      | \$ 12,900.00  |
| 638     | 4" WATER MAIN POLYVINYL CHLORIDE PIPE AND FITTINGS, AWWA C900, DR18  | FT    | 20       | \$ 187.50                    | \$ 3,750.00   | \$ 175.00           | \$ 3,500.00   | \$ 272.00     | \$ 5,440.00   |
| 638     | 6" WATER MAIN POLYVINYL CHLORIDE PIPE AND FITTINGS, AWWA C900, DR18  | FT    | 123      | \$ 111.00                    | \$ 13,653.00  | \$ 150.00           | \$ 18,450.00  | \$ 110.00     | \$ 13,530.00  |
| 638     | 12" WATER MAIN POLYVINYL CHLORIDE PIPE AND FITTINGS, AWWA C900, DR18 | FT    | 1978     | \$ 107.00                    | \$ 211,646.00 | \$ 180.72           | \$ 357,464.16 | \$ 122.00     | \$ 241,316.00 |
| 638     | WATER WORK, MISC.: 1/4" WATER SERVICE (UP TO 20' LENGTH)             | EACH  | 11       | \$ 1,650.00                  | \$ 18,150.00  | \$ 720.00           | \$ 7,920.00   | \$ 1,565.50   | \$ 17,220.50  |
| 638     | WATER WORK, MISC.: 1/4" WATER SERVICE (20'-40' LENGTH)               | EACH  | 32       | \$ 2,500.00                  | \$ 80,000.00  | \$ 1,840.00         | \$ 58,880.00  | \$ 2,604.50   | \$ 83,344.00  |
| 638     | WATER WORK, MISC.: 1/4" WATER SERVICE (GREATER THAN 40' LENGTH)      | EACH  | 13       | \$ 2,900.00                  | \$ 37,700.00  | \$ 2,660.00         | \$ 34,580.00  | \$ 2,951.00   | \$ 38,363.00  |
| 638     | FIRE HYDRANT                                                         | EACH  | 8        | \$ 4,000.00                  | \$ 32,000.00  | \$ 3,950.00         | \$ 31,600.00  | \$ 3,589.00   | \$ 28,712.00  |
| 638     | WATER WORK, MISC.: GROUND HYDRANT                                    | EACH  | 5        | \$ 1,850.00                  | \$ 9,250.00   | \$ 3,500.00         | \$ 17,500.00  | \$ 3,324.00   | \$ 16,620.00  |
| 638     | 6" GATE VALVE AND BOX                                                | EACH  | 8        | \$ 1,100.00                  | \$ 8,800.00   | \$ 1,150.00         | \$ 9,200.00   | \$ 1,156.00   | \$ 9,248.00   |
| 638     | 12" GATE VALVE AND BOX                                               | EACH  | 16       | \$ 3,100.00                  | \$ 49,600.00  | \$ 2,650.00         | \$ 42,400.00  | \$ 2,537.00   | \$ 40,592.00  |
| 638     | 6" INSERTING VALVE AND VALVE BOX                                     | EACH  | 1        | \$ 10,005.00                 | \$ 10,005.00  | \$ 9,500.00         | \$ 9,500.00   | \$ 10,330.50  | \$ 10,330.50  |
| 638     | 8" INSERTING VALVE AND VALVE BOX                                     | EACH  | 1        | \$ 10,470.00                 | \$ 10,470.00  | \$ 10,000.00        | \$ 10,000.00  | \$ 10,774.00  | \$ 10,774.00  |
| 638     | 10" INSERTING VALVE AND VALVE BOX                                    | EACH  | 1        | \$ 16,610.00                 | \$ 16,610.00  | \$ 14,900.00        | \$ 14,900.00  | \$ 16,129.00  | \$ 16,129.00  |
| 638     | 12" INSERTING VALVE AND VALVE BOX                                    | EACH  | 1        | \$ 18,650.00                 | \$ 18,650.00  | \$ 16,200.00        | \$ 16,200.00  | \$ 17,593.50  | \$ 17,593.50  |

US 36/US 68 Intersection Improvement (ODOT PID #103793)

Eng. Est. = \$1,949,490.61

CHP-US36-14.88 - Rebid Tabulation

3/11/2019

| Item    | Description                                                                | Unit   | Quantity | RB Jergens Contractors, Inc. |              | J&J Schlaegel, Inc. |              | Eclipse Co.  |               |
|---------|----------------------------------------------------------------------------|--------|----------|------------------------------|--------------|---------------------|--------------|--------------|---------------|
|         |                                                                            |        |          | Unit Cost                    | Total        | Unit Cost           | Total        | Unit Cost    | Total         |
| 638     | WATER WORK, MISC. 1" WATER SERVICE (UP TO 20' LENGTH)                      | EACH   | 1        | \$ 2,000.00                  | \$ 2,000.00  | \$ 720.00           | \$ 720.00    | \$ 1,630.50  | \$ 1,630.50   |
| 638     | WATER WORK, MISC. 1" WATER SERVICE (20'-40' LENGTH)                        | EACH   | 1        | \$ 2,600.00                  | \$ 2,600.00  | \$ 1,840.00         | \$ 1,840.00  | \$ 2,885.50  | \$ 2,885.50   |
| 638     | WATER WORK, MISC. 1" WATER SERVICE (GREATER THAN 40' LENGTH)               | EACH   | 1        | \$ 3,000.00                  | \$ 3,000.00  | \$ 2,660.00         | \$ 2,660.00  | \$ 3,184.00  | \$ 3,184.00   |
| 638     | WATER WORK, MISC. 1.5" WATER SERVICE (UP TO 20' LENGTH)                    | EACH   | 1        | \$ 2,500.00                  | \$ 2,500.00  | \$ 720.00           | \$ 720.00    | \$ 1,957.50  | \$ 1,957.50   |
| 638     | WATER WORK, MISC. 1.5" WATER SERVICE (20'-40' LENGTH)                      | EACH   | 1        | \$ 3,100.00                  | \$ 3,100.00  | \$ 1,840.00         | \$ 1,840.00  | \$ 3,229.00  | \$ 3,229.00   |
| 638     | WATER WORK, MISC. 1.5" WATER SERVICE (GREATER THAN 40' LENGTH)             | EACH   | 1        | \$ 3,750.00                  | \$ 3,750.00  | \$ 2,660.00         | \$ 2,660.00  | \$ 3,654.00  | \$ 3,654.00   |
| 611     | 6" CONDUIT, TYPE B, 707.45                                                 | FT     | 30       | \$ 140.00                    | \$ 4,200.00  | \$ 50.00            | \$ 1,500.00  | \$ 95.50     | \$ 2,865.00   |
| SPECIAL | SERVICE CONNECTION TO EXISTING SANITARY SEWER                              | EACH   | 1        | \$ 3,000.00                  | \$ 3,000.00  | \$ 2,500.00         | \$ 2,500.00  | \$ 1,130.00  | \$ 1,130.00   |
| 301     | ASPHALT CONCRETE BASE, PG64-22                                             | CU YD  | 527      | \$ 189.00                    | \$ 99,603.00 | \$ 172.00           | \$ 90,644.00 | \$ 184.50    | \$ 97,231.50  |
| 304     | AGGREGATE BASE                                                             | CU YD  | 254      | \$ 67.70                     | \$ 17,195.80 | \$ 50.00            | \$ 12,700.00 | \$ 61.00     | \$ 15,494.00  |
| 407     | NON-TRACKING TACK COAT                                                     | GALLON | 168      | \$ 5.50                      | \$ 924.00    | \$ 5.00             | \$ 840.00    | \$ 5.50      | \$ 924.00     |
| 452     | 8" NON-REINFORCED CONCRETE PAVEMENT, CLASS QC1                             | SY     | 65       | \$ 102.00                    | \$ 6,630.00  | \$ 85.50            | \$ 5,557.50  | \$ 73.00     | \$ 4,745.00   |
| 609     | CURB, TYPE 6                                                               | FT     | 173      | \$ 31.50                     | \$ 5,449.50  | \$ 27.50            | \$ 4,757.50  | \$ 44.50     | \$ 7,698.50   |
| 609     | COMBINATION CURB AND GUTTER, TYPE 2                                        | FT     | 2569     | \$ 21.50                     | \$ 55,233.50 | \$ 28.50            | \$ 73,216.50 | \$ 47.00     | \$ 120,743.00 |
| 609     | CURB, TYPE 3-B, AS PER PLAN                                                | FT     | 1621     | \$ 20.00                     | \$ 32,420.00 | \$ 28.50            | \$ 46,198.50 | \$ 35.00     | \$ 56,735.00  |
| 625     | DISCONNECT CIRCUIT                                                         | EACH   | 11       | \$ 53.70                     | \$ 590.70    | \$ 50.00            | \$ 550.00    | \$ 106.00    | \$ 1,166.00   |
| 625     | DISTRIBUTION CABLE REMOVED                                                 | FT     | 985      | \$ 0.54                      | \$ 531.90    | \$ 0.50             | \$ 492.50    | \$ 0.50      | \$ 492.50     |
| 625     | LUMINAIRE, DECORATIVE, AS PER PLAN                                         | EACH   | 4        | \$ 1,832.00                  | \$ 7,328.00  | \$ 1,705.00         | \$ 6,820.00  | \$ 1,785.00  | \$ 7,140.00   |
| 625     | LIGHT POLE FOUNDATION, MISC.: AUGER-IN FOUNDATION, 8-INCH DIAMETER BY 7-FT | EACH   | 13       | \$ 994.00                    | \$ 12,922.00 | \$ 925.00           | \$ 12,025.00 | \$ 1,633.00  | \$ 21,229.00  |
| 625     | LIGHT POLE, DECORATIVE, AS PER PLAN                                        | EACH   | 4        | \$ 2,686.00                  | \$ 10,744.00 | \$ 2,500.00         | \$ 10,000.00 | \$ 3,045.00  | \$ 12,180.00  |
| 625     | REMOVE AND RE-ERECT EXISTING LIGHT POLE                                    | EACH   | 13       | \$ 537.00                    | \$ 6,981.00  | \$ 500.00           | \$ 6,500.00  | \$ 892.50    | \$ 11,602.50  |
| 625     | LIGHT POLE FOUNDATION, 24" x 6" DEEP                                       | EACH   | 4        | \$ 1,612.00                  | \$ 6,448.00  | \$ 1,500.00         | \$ 6,000.00  | \$ 1,680.00  | \$ 6,720.00   |
| 625     | GROUND ROD                                                                 | EACH   | 17       | \$ 236.50                    | \$ 4,020.50  | \$ 220.00           | \$ 3,740.00  | \$ 278.50    | \$ 4,734.50   |
| 625     | PULL BOX, 725.08, 18"                                                      | EACH   | 8        | \$ 773.50                    | \$ 6,188.00  | \$ 720.00           | \$ 5,760.00  | \$ 787.50    | \$ 6,300.00   |
| 625     | CONDUIT, 3", 725.04                                                        | FT     | 699      | \$ 17.40                     | \$ 12,162.60 | \$ 16.15            | \$ 11,288.85 | \$ 21.00     | \$ 14,679.00  |
| 625     | TRENCH                                                                     | FT     | 699      | \$ 10.20                     | \$ 7,129.80  | \$ 9.50             | \$ 6,640.50  | \$ 11.50     | \$ 8,038.50   |
| 625     | PLASTIC CAUTION TAPE                                                       | FT     | 699      | \$ 0.11                      | \$ 76.89     | \$ 0.10             | \$ 69.90     | \$ 0.50      | \$ 349.50     |
| 625     | NO. 10 AWG POLE AND BRACKET CABLE                                          | FT     | 1044     | \$ 1.55                      | \$ 1,618.20  | \$ 1.45             | \$ 1,513.80  | \$ 2.00      | \$ 2,088.00   |
| 625     | NO. 4 AWG 2400 VOLT DISTRIBUTION CABLE                                     | FT     | 5555     | \$ 2.65                      | \$ 14,720.75 | \$ 2.45             | \$ 13,609.75 | \$ 3.00      | \$ 16,665.00  |
| 625     | CONNECTION FUSED PULL APART                                                | EACH   | 85       | \$ 69.80                     | \$ 5,933.00  | \$ 65.00            | \$ 5,525.00  | \$ 94.50     | \$ 8,032.50   |
| 625     | CONNECTION UNFUSED PERMANENT                                               | EACH   | 80       | \$ 62.30                     | \$ 4,984.00  | \$ 58.00            | \$ 4,640.00  | \$ 94.50     | \$ 7,560.00   |
| 625     | LIGHT POLE FOUNDATION REMOVED                                              | EACH   | 13       | \$ 177.50                    | \$ 2,307.50  | \$ 165.00           | \$ 2,145.00  | \$ 157.50    | \$ 2,047.50   |
| 625     | PULL BOX REMOVED                                                           | EACH   | 3        | \$ 177.50                    | \$ 532.50    | \$ 165.00           | \$ 495.00    | \$ 231.00    | \$ 693.00     |
| 614     | MAINTAINING TRAFFIC                                                        | LUMP   | 1        | \$ 20,000.00                 | \$ 20,000.00 | \$ 26,000.00        | \$ 26,000.00 | \$ 27,045.00 | \$ 27,045.00  |
| 614     | DETOUR SIGNING                                                             | LUMP   | 1        | \$ 37,500.00                 | \$ 37,500.00 | \$ 24,000.00        | \$ 24,000.00 | \$ 30,508.00 | \$ 30,508.00  |
| 410     | TRAFFIC COMPACTED SURFACE, TYPE B                                          | CY     | 15       | \$ 45.00                     | \$ 675.00    | \$ 50.00            | \$ 750.00    | \$ 59.50     | \$ 892.50     |
| 616     | WATER                                                                      | MGAL   | 2        | \$ 150.00                    | \$ 300.00    | \$ 50.00            | \$ 100.00    | \$ 32.00     | \$ 64.00      |
| 642     | LANE ARROW, TYPE 1                                                         | EACH   | 28       | \$ 74.10                     | \$ 2,074.80  | \$ 63.00            | \$ 1,764.00  | \$ 73.50     | \$ 2,058.00   |
| 642     | CHANNELIZING LINE, 8", TYPE 1                                              | FT     | 839      | \$ 1.20                      | \$ 1,006.80  | \$ 0.65             | \$ 545.35    | \$ 1.00      | \$ 839.00     |
| 642     | CENTER LINE, TYPE 1, DOUBLE SOLID                                          | MILE   | 0        | \$ 3,735.00                  | \$ 1,195.20  | \$ 1,253.00         | \$ 400.96    | \$ 3,706.50  | \$ 1,186.08   |
| 642     | DOTTED LINE, 4", TYPE 1                                                    | FT     | 585      | \$ 1.15                      | \$ 672.75    | \$ 0.85             | \$ 497.25    | \$ 1.00      | \$ 585.00     |
| 642     | EDGE LINE, 4", TYPE 1, WHITE                                               | MILE   | 0        | \$ 3,581.00                  | \$ 1,683.07  | \$ 832.00           | \$ 391.04    | \$ 3,554.50  | \$ 1,670.62   |
| 642     | PARKING LOT STALL MARKING, TYPE 1                                          | FT     | 847      | \$ 1.15                      | \$ 974.05    | \$ 0.85             | \$ 719.95    | \$ 1.00      | \$ 847.00     |
| 642     | STOP LINE, TYPE 1                                                          | FT     | 60       | \$ 3.25                      | \$ 195.00    | \$ 2.55             | \$ 153.00    | \$ 3.00      | \$ 180.00     |
| 642     | TRANSVERSE/DIAGONAL LINE, TYPE 1                                           | FT     | 290      | \$ 3.00                      | \$ 870.00    | \$ 2.35             | \$ 681.50    | \$ 3.00      | \$ 870.00     |
| 642     | YIELD LINE                                                                 | FT     | 120      | \$ 5.85                      | \$ 702.00    | \$ 3.95             | \$ 474.00    | \$ 6.00      | \$ 720.00     |

3/11/2019

BOC # 1

| US 36/US 68 Intersection Improvement (ODOT PID #103793) |                                                                                       |       |          |                              |                        |                     |                        | Eng. Est. = \$1,949,490.61 |                        |
|---------------------------------------------------------|---------------------------------------------------------------------------------------|-------|----------|------------------------------|------------------------|---------------------|------------------------|----------------------------|------------------------|
| CHP-US36-14.88 - Rebid Tabulation                       |                                                                                       |       |          |                              |                        |                     |                        | 3/11/2019                  |                        |
| Item                                                    | Description                                                                           | Unit  | Quantity | RB Jergens Contractors, Inc. |                        | J&J Schlaegel, Inc. |                        | Eclipse Co.                |                        |
|                                                         |                                                                                       |       |          | Unit Cost                    | Total                  | Unit Cost           | Total                  | Unit Cost                  | Total                  |
| 642                                                     | CROSSWALK LINE, TYPE 1                                                                | FT    | 545      | \$ 2.70                      | \$ 1,471.50            | \$ 2.65             | \$ 1,444.25            | \$ 2.50                    | \$ 1,362.50            |
| 642                                                     | HANDICAP SYMBOL MARKING                                                               | EACH  | 5.00     | \$ 106.00                    | \$ 530.00              | \$ 74.00            | \$ 370.00              | \$ 105.00                  | \$ 525.00              |
| 630                                                     | GROUND MOUNTED SUPPORT, NO. 2 POST                                                    | FT    | 379      | \$ 10.60                     | \$ 4,017.40            | \$ 11.00            | \$ 4,169.00            | \$ 10.50                   | \$ 3,979.50            |
| 630                                                     | GROUND MOUNTED SUPPORT, NO. 3 POST                                                    | FT    | 293.00   | \$ 12.70                     | \$ 3,721.10            | \$ 12.00            | \$ 3,516.00            | \$ 12.50                   | \$ 3,662.50            |
| 630                                                     | GROUND MOUNTED SUPPORT, NO. 4 POST                                                    | FT    | 153      | \$ 14.80                     | \$ 2,264.40            | \$ 16.00            | \$ 2,448.00            | \$ 14.50                   | \$ 2,218.50            |
| 630                                                     | SIGN, FLAT SHEET                                                                      | SF    | 400      | \$ 20.10                     | \$ 8,040.00            | \$ 24.00            | \$ 9,600.00            | \$ 20.00                   | \$ 8,000.00            |
| 630                                                     | REMOVAL OF GROUND MOUNTED SIGN AND DISPOSAL                                           | EACH  | 88       | \$ 21.20                     | \$ 1,865.60            | \$ 20.00            | \$ 1,760.00            | \$ 21.00                   | \$ 1,848.00            |
| 630                                                     | REMOVAL OF GROUND MOUNTED POST SUPPORT AND DISPOSAL                                   | EACH  | 54       | \$ 26.50                     | \$ 1,431.00            | \$ 20.00            | \$ 1,080.00            | \$ 26.50                   | \$ 1,431.00            |
| 630                                                     | SIGNING, MISC.: SOLAR PWR, RRFB SIGN ASSY, A.P.P.                                     | EACH  | 12       | \$ 5,614.00                  | \$ 67,368.00           | \$ 5,225.00         | \$ 62,700.00           | \$ 6,510.00                | \$ 78,120.00           |
| 644                                                     | REMOVAL OF PAVEMENT MARKING                                                           | FT    | 7720     | \$ 0.74                      | \$ 5,712.80            | \$ 0.64             | \$ 4,940.80            | \$ 0.50                    | \$ 3,860.00            |
| 644                                                     | REMOVAL OF PAVEMENT MARKING                                                           | EACH  | 37       | \$ 158.50                    | \$ 5,864.50            | \$ 76.00            | \$ 2,812.00            | \$ 157.50                  | \$ 5,827.50            |
| 661                                                     | EVERGREEN SHRUB, 12" HEIGHT, HYPERICUM 'CALYGINUM'-CREEPING ST. JOHN'S WORT           | EACH  | 181      | \$ 38.10                     | \$ 6,896.10            | \$ 60.00            | \$ 10,860.00           | \$ 63.00                   | \$ 11,403.00           |
| 661                                                     | DECIDUOUS SHRUB, 18" HEIGHT, SPIRAEA JAPONICA 'LEMON PRINCESS'-LEMON PRINCESS SPIRAEA | EACH  | 111      | \$ 45.50                     | \$ 5,050.50            | \$ 60.00            | \$ 6,660.00            | \$ 63.00                   | \$ 6,993.00            |
| 661                                                     | GROUND COVER AND VINES, 1 YEAR, FLAT, VINCA MINOR-COMMON PERIWINKLE                   | EACH  | 883      | \$ 12.70                     | \$ 11,214.10           | \$ 2.00             | \$ 1,766.00            | \$ 2.00                    | \$ 1,766.00            |
| 661                                                     | PLANTING SPECIAL.; PERENNIAL, NO. 1 CONTAINER, HEMEROCALLIS 'STELLA D'ORO DAYLILLY    | EACH  | 80       | \$ 15.90                     | \$ 1,272.00            | \$ 15.00            | \$ 1,200.00            | \$ 16.00                   | \$ 1,280.00            |
| 661                                                     | MULCH, AS PER PLAN, SHREDDED BARK, 4" THICKNESS                                       | CY    | 83       | \$ 89.90                     | \$ 7,461.70            | \$ 90.00            | \$ 7,470.00            | \$ 94.50                   | \$ 7,843.50            |
|                                                         | <b>INTERSECTION IMPROVEMENT (TOTAL #1)</b>                                            |       |          |                              | <b>\$ 1,588,349.01</b> |                     | <b>\$ 1,653,197.91</b> |                            | <b>\$ 1,906,283.22</b> |
| 611E99654                                               | MANHOLE ADJUSTED TO GRADE                                                             | EACH  | 8        | \$ 1,050.00                  | \$ 8,400.00            | \$ 675.00           | \$ 5,400.00            | \$ 517.00                  | \$ 4,136.00            |
| 253E01001                                               | PAVEMENT REPAIR, AS PER PLAN                                                          | SY    | 500      | \$ 32.50                     | \$ 16,250.00           | \$ 29.50            | \$ 14,750.00           | \$ 31.50                   | \$ 15,750.00           |
| 254E01001                                               | PAVEMENT PLANING, ASPHALT CONCRETE, AS PER PLAN, 1 3/4" DEPTH                         | SY    | 9977     | \$ 2.60                      | \$ 25,940.20           | \$ 2.35             | \$ 23,445.95           | \$ 2.50                    | \$ 24,942.50           |
| 254E01601                                               | PATCHING PLANED SURFACE, AS PER PLAN                                                  | SY    | 50       | \$ 17.10                     | \$ 855.00              | \$ 15.50            | \$ 775.00              | \$ 16.50                   | \$ 825.00              |
| 407E20000                                               | NON-TRACKING TACK COAT                                                                | GAL   | 849      | \$ 5.50                      | \$ 4,669.50            | \$ 5.00             | \$ 4,245.00            | \$ 5.50                    | \$ 4,669.50            |
| 442E20001                                               | ASPHALT CONCRETE SURFACE COURSE, 12.5MM, TYPE A (448), AS PER PLAN                    | CY    | 488      | \$ 201.50                    | \$ 98,332.00           | \$ 183.00           | \$ 89,304.00           | \$ 196.00                  | \$ 95,648.00           |
| 638E10800                                               | VALVE BOX ADJUSTED TO GRADE                                                           | EACH  | 5        | \$ 775.00                    | \$ 3,875.00            | \$ 250.00           | \$ 1,250.00            | \$ 285.50                  | \$ 1,427.50            |
| 6.44E+102                                               | EDGE LINE, 4"                                                                         | MILE  | 0.460    | \$ 3,174.00                  | \$ 1,460.04            | \$ 3,000.00         | \$ 1,380.00            | \$ 3,150.00                | \$ 1,449.00            |
| 6.44E+302                                               | CENTER LINE                                                                           | MILE  | 0.310    | \$ 4,771.00                  | \$ 1,479.01            | \$ 4,510.00         | \$ 1,398.10            | \$ 4,735.50                | \$ 1,468.01            |
| 644E00400                                               | CHANNELIZING LINE, 8"                                                                 | FT    | 839      | \$ 1.50                      | \$ 1,258.50            | \$ 1.40             | \$ 1,174.60            | \$ 1.50                    | \$ 1,258.50            |
| 644E00500                                               | STOP LINE                                                                             | FT    | 60       | \$ 5.40                      | \$ 324.00              | \$ 5.10             | \$ 306.00              | \$ 5.50                    | \$ 330.00              |
| 644E00600                                               | CROSSWALK LINE                                                                        | FT    | 545      | \$ 3.00                      | \$ 1,635.00            | \$ 2.85             | \$ 1,553.25            | \$ 3.00                    | \$ 1,635.00            |
| 644E00700                                               | TRANVERSE/DIAGONAL LINE                                                               | FT    | 290      | \$ 5.05                      | \$ 1,464.50            | \$ 4.75             | \$ 1,377.50            | \$ 5.00                    | \$ 1,450.00            |
| 644E01200                                               | PARKING LOT STALL MARKING                                                             | FT    | 847      | \$ 2.15                      | \$ 1,821.05            | \$ 2.00             | \$ 1,694.00            | \$ 2.00                    | \$ 1,694.00            |
| 644E01300                                               | LANE ARROW                                                                            | EACH  | 28       | \$ 116.50                    | \$ 3,262.00            | \$ 110.00           | \$ 3,080.00            | \$ 115.50                  | \$ 3,234.00            |
| 644E01500                                               | DOTTED LINE, 4"                                                                       | FT    | 585      | \$ 1.30                      | \$ 760.50              | \$ 1.20             | \$ 702.00              | \$ 1.50                    | \$ 877.50              |
| 644E01600                                               | HANDICAP SYMBOL MARKING                                                               | EACH  | 5        | \$ 106.00                    | \$ 530.00              | \$ 100.00           | \$ 500.00              | \$ 105.00                  | \$ 525.00              |
| 644E20800                                               | YIELD LINE                                                                            | FT    | 120      | \$ 3.20                      | \$ 384.00              | \$ 3.00             | \$ 360.00              | \$ 3.00                    | \$ 360.00              |
| 614E11110                                               | LAW ENFORCEMENT OFFICER WITH PATROL CAR FOR ASSISTANCE                                | HOURL | 100      | \$ 74.10                     | \$ 7,410.00            | \$ 85.00            | \$ 8,500.00            | \$ 68.50                   | \$ 6,850.00            |
| 614E21550                                               | WORK ZONE CENTER LINE, CLASS III, 642 PAINT                                           | MILE  | 1        | \$ 5,472.00                  | \$ 3,392.64            | \$ 5,172.00         | \$ 3,206.64            | \$ 2,809.00                | \$ 1,741.58            |
| 614E22350                                               | WORK ZONE EDGE LINE, CLASS III, 4", 642 PAINT                                         | MILE  | 1        | \$ 5,396.00                  | \$ 2,913.84            | \$ 5,110.00         | \$ 2,759.40            | \$ 1,412.50                | \$ 762.75              |
| 614E23680                                               | WORK ZONE CHANNELIZING LINE, CLASS III, 8", 642 PAINT                                 | FT    | 1678     | \$ 0.60                      | \$ 1,006.80            | \$ 0.55             | \$ 922.90              | \$ 0.50                    | \$ 839.00              |
| 614E24610                                               | WORK ZONE DOTTED LINE, CLASS III, 642 PAINT                                           | FT    | 1170     | \$ 0.55                      | \$ 643.50              | \$ 0.50             | \$ 585.00              | \$ 0.50                    | \$ 585.00              |
| 614E26610                                               | WORK ZONE STOP LINE, CLASS III, 642 PAINT                                             | FT    | 120      | \$ 4.25                      | \$ 510.00              | \$ 4.00             | \$ 480.00              | \$ 3.00                    | \$ 360.00              |
| 614E27620                                               | WORK ZONE CROSSWALK LINE, CLASS III, 642 PAINT                                        | FT    | 1090     | \$ 2.30                      | \$ 2,507.00            | \$ 2.15             | \$ 2,343.50            | \$ 1.00                    | \$ 1,090.00            |
| 614E30650                                               | WORK ZONE ARROW, CLASS III, 642 PAINT                                                 | EACH  | 56       | \$ 63.50                     | \$ 3,556.00            | \$ 60.00            | \$ 3,360.00            | \$ 37.00                   | \$ 2,072.00            |
| 614E98100                                               | WORK ZONE PAVEMENT MARKING, MISC.: YIELD LINE                                         | FT    | 240      | \$ 3.85                      | \$ 924.00              | \$ 3.60             | \$ 864.00              | \$ 2.00                    | \$ 480.00              |
| 614E11000                                               | MAINTAINING TRAFFIC                                                                   | LS    | 1        | \$ 5,000.00                  | \$ 5,000.00            | \$ 16,000.00        | \$ 16,000.00           | \$ 12,500.00               | \$ 12,500.00           |

US 36/US 68 Intersection Improvement (ODOT PID #103793)

Eng. Est. = \$1,949,490.61

CHP-US36-14.88 - Rebid Tabulation

3/11/2019

| Item      | Description                                                                      | Unit | Quantity | RB Jergens Contractors, Inc. |                 | J&J Schlaegel, Inc. |                 | Eclipse Co.  |                 |
|-----------|----------------------------------------------------------------------------------|------|----------|------------------------------|-----------------|---------------------|-----------------|--------------|-----------------|
|           |                                                                                  |      |          | Unit Cost                    | Total           | Unit Cost           | Total           | Unit Cost    | Total           |
| 624E10000 | MOBILIZATION                                                                     | LS   | 1        | \$ 20,000.00                 | \$ 20,000.00    | \$ 13,800.00        | \$ 13,800.00    | \$ 26,355.50 | \$ 26,355.50    |
|           | URBAN RESURFACING PROGRAM (TOTAL #2)                                             |      |          |                              | \$ 220,564.08   |                     | \$ 205,516.84   |              | \$ 215,315.34   |
|           | PROJECT GRAND TOTAL (TOTAL #1 + TOTAL #2)                                        |      |          |                              | \$ 1,808,913.09 |                     | \$ 1,858,714.75 |              | \$ 2,121,598.55 |
|           | Denotes mathematical error in submitted bid, contractor's corrected total shown. |      |          |                              |                 |                     |                 |              |                 |
|           | Denotes apparent low bidder.                                                     |      |          |                              |                 |                     |                 |              |                 |

1000-01

BOC# 1

**Monument Square Roundabout Improvement**

**Grants**

|                                           |                              |
|-------------------------------------------|------------------------------|
| Safety Federal                            | \$578,403.25                 |
| Small Cities Federal                      | \$161,400.42                 |
| Small Cities State Toll                   | \$30,262.58                  |
| Urban Resurfacing Federal (non-NHS, 4PF7) | \$122,790.01                 |
| Urban Resurfacing Federal (NHS, 4PF7)     | \$53,661.25                  |
| OPWC State Grant                          | \$176,846.75                 |
| <b>Total Grant Funding</b>                | <b><u>\$1,123,364.26</u></b> |

**Loans**

|                           |                            |
|---------------------------|----------------------------|
| OPWC State Loan           | \$404,600.00               |
| <b>Total Loan Funding</b> | <b><u>\$404,600.00</u></b> |

**Local Share**

|                           |                            |
|---------------------------|----------------------------|
| Capital Improvement Fund  | \$222,892.71               |
| Stormwater - Capital Fund | \$29,771.87                |
| Sewer Fund                | \$8,880.00                 |
| Water Fund                | \$19,404.25                |
| <b>Total Local Share</b>  | <b><u>\$280,948.83</u></b> |

**All Funding Sources Total**                      **\$1,808,913.09**

BOC#2



• 205 S. Main Street • Urbana, Ohio 43078 • 937-652-4324 • <http://www.urbanaohio.com> •

March 13, 2019

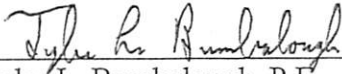
Urbana City Council  
205 S. Main St.  
Urbana, Ohio 43078

RE: 2019 Sidewalk, Curb and Gutter Replacement Program

Urbana City Council,

On Monday, March 11, 2019 bids were accepted for the project referenced above. Five bids were read aloud. The contractor who had the apparent low bid overall was Strawser Paving Company, Inc. of Columbus, coming in at \$105,231.05. Bidders were advised that the amount of work bid would likely be reduced due to property owners completing their own repairs this spring. But the City also provided a minimum quantity of work based on items the City needed to complete before the streets are paved, such as installation of ADA ramps at intersections, a couple catch basin repairs and alleyway approach repairs. Based on the minimum work amounts, Strawser Paving would have also been the lowest bid.

Since Strawser Paving Company (not Strawser Construction who we worked with in 2015 and 2016) has not worked with Engineering in recent history, I referenced ODOT's prequalification list and found Strawser Paving has 21 prequalified work types, including those pertinent to their work here. Therefore, I recommend to Council that we accept the lowest and best bid submitted by Strawser Paving Company in the amount of \$105,231.05.

  
Tyler L. Bumbalough, P.E.      3/13/19  
Urbana City Engineer      Date

BOC # 2

BID TABULATION-2019 Sidewalk, Curb and Gutter Replacement Program - March 11, 2019

\*Denotes apparent low bidder.

Base Bid

| ITEM No.              | Description                                       | Unit of Measure | Approx. Quantity | Strawser Paving Co., Inc.* |              | A&B Asphalt Corp. |              | McGuire Farm & Excavating |              |
|-----------------------|---------------------------------------------------|-----------------|------------------|----------------------------|--------------|-------------------|--------------|---------------------------|--------------|
|                       |                                                   |                 |                  | Unit Cost                  | Total Cost   | Unit Cost         | Total Cost   | Unit Cost                 | Total Cost   |
| 202                   | CURB AND GUTTER REMOVED, AS PER PLAN              | FEET            | 1,977            | \$7.80                     | \$15,420.60  | \$12.00           | \$23,724.00  | \$8.50                    | \$16,804.50  |
| 202                   | DRIVE APPROACH REMOVED, AS PER PLAN               | S.Y.            | 28               | \$14.00                    | \$392.00     | \$42.00           | \$1,176.00   | \$44.20                   | \$1,237.60   |
| 202                   | SIDEWALK REMOVED, AS PER PLAN                     | S.F.            | 1,168            | \$2.90                     | \$3,387.20   | \$5.00            | \$5,840.00   | \$4.00                    | \$4,672.00   |
| 301                   | ASPHALT CONCRETE BASE                             | C.Y.            | 19               | \$745.00                   | \$14,155.00  | \$356.00          | \$6,764.00   | \$165.00                  | \$3,135.00   |
| 452                   | 8" NON-REINF. CONCRETE PVMT., CLASS QC-1 (DRIVES) | S.Y.            | 28               | \$75.00                    | \$2,100.00   | \$9.00            | \$252.00     | \$9.00                    | \$252.00     |
| 608                   | 4" CONCRETE WALK, CLASS QC-1                      | S.F.            | 1,168            | \$7.65                     | \$8,935.20   | \$8.25            | \$9,636.00   | \$12.40                   | \$14,483.00  |
| 608                   | CURB RAMP, ODOT TYPE A1, AS PER PLAN              | EACH            | 2                | \$150.00                   | \$300.00     | \$1,700.00        | \$3,400.00   | \$480.00                  | \$960.00     |
| 608                   | CURB RAMP, ODOT TYPE B2, AS PER PLAN              | EACH            | 5                | \$150.00                   | \$750.00     | \$1,700.00        | \$8,500.00   | \$495.00                  | \$2,475.00   |
| 608                   | CURB RAMP, ODOT TYPE B3, AS PER PLAN              | EACH            | 2                | \$150.00                   | \$300.00     | \$1,700.00        | \$3,400.00   | \$900.00                  | \$1,800.00   |
| 608                   | CURB RAMP, ODOT TYPE C1, AS PER PLAN              | EACH            | 3                | \$150.00                   | \$450.00     | \$1,700.00        | \$5,100.00   | \$9,000.00                | \$27,000.00  |
| 609                   | COMBINATION ROLL CURB AND GUTTER, TYPE 1          | FEET            | 1,602            | \$29.00                    | \$46,458.00  | \$28.00           | \$44,856.00  | \$31.40                   | \$50,302.00  |
| 609                   | COMBINATION CURB AND GUTTER, TYPE 2               | FEET            | 375              | \$29.00                    | \$10,875.00  | \$28.00           | \$10,500.00  | \$31.40                   | \$11,775.00  |
| 611                   | CATCH BASIN REPAIR, AS PER PLAN                   | EACH            | 2                | \$675.00                   | \$1,350.00   | \$800.00          | \$1,600.00   | \$320.00                  | \$640.00     |
| 659                   | SEEDING AND MULCHING, CLASS 1                     | S.Y.            | 217              | \$1.65                     | \$358.05     | \$10.00           | \$2,170.00   | \$7.50                    | \$1,627.50   |
| <b>BASE BID TOTAL</b> |                                                   |                 |                  |                            | \$105,231.05 |                   | \$129,918.00 |                           | \$137,164.40 |

Denotes math error in bid; submitted totals shown.

# BOC # 2

**BID TABULATION-2019 Sidewalk, Curb and Gutter Replacement Program - March 11, 2019**

\*Denotes apparent low bidder.

**Base Bid**

| ITEM No.              | Description                                       | Unit of Measure | Approx. Quantity | Fillmore Construction LLC |              | J&J Schlaegel, Inc. |              |
|-----------------------|---------------------------------------------------|-----------------|------------------|---------------------------|--------------|---------------------|--------------|
|                       |                                                   |                 |                  | Unit Cost                 | Total Cost   | Unit Cost           | Total Cost   |
| 202                   | CURB AND GUTTER REMOVED, AS PER PLAN              | FEET            | 1,977            | \$8.00                    | \$15,816.00  | \$5.00              | \$9,885.00   |
| 202                   | DRIVE APPROACH REMOVED, AS PER PLAN               | S.Y.            | 28               | \$40.00                   | \$1,120.00   | \$57.00             | \$1,596.00   |
| 202                   | SIDEWALK REMOVED, AS PER PLAN                     | S.F.            | 1,168            | \$3.00                    | \$3,504.00   | \$12.00             | \$14,016.00  |
| 301                   | ASPHALT CONCRETE BASE                             | C.Y.            | 19               | \$500.00                  | \$9,500.00   | \$175.00            | \$3,325.00   |
| 452                   | 8" NON-REINF. CONCRETE PVMT., CLASS QC-1 (DRIVES) | S.Y.            | 28               | \$100.00                  | \$2,800.00   | \$175.00            | \$4,900.00   |
| 608                   | 4" CONCRETE WALK, CLASS QC-1                      | S.F.            | 1,168            | \$7.00                    | \$8,176.00   | \$18.00             | \$21,024.00  |
| 608                   | CURB RAMP, ODOT TYPE A1, AS PER PLAN              | EACH            | 2                | \$1,500.00                | \$3,000.00   | \$1,825.00          | \$3,650.00   |
| 608                   | CURB RAMP, ODOT TYPE B2, AS PER PLAN              | EACH            | 5                | \$2,500.00                | \$12,500.00  | \$1,850.00          | \$9,250.00   |
| 608                   | CURB RAMP, ODOT TYPE B3, AS PER PLAN              | EACH            | 2                | \$2,000.00                | \$4,000.00   | \$1,850.00          | \$3,700.00   |
| 608                   | CURB RAMP, ODOT TYPE C1, AS PER PLAN              | EACH            | 3                | \$2,300.00                | \$6,900.00   | \$1,850.00          | \$5,550.00   |
| 609                   | COMBINATION ROLL CURB AND GUTTER, TYPE 1          | FEET            | 1,602            | \$38.00                   | \$60,876.00  | \$35.00             | \$56,070.00  |
| 609                   | COMBINATION CURB AND GUTTER, TYPE 2               | FEET            | 375              | \$40.00                   | \$15,000.00  | \$35.00             | \$13,125.00  |
| 611                   | CATCH BASIN REPAIR, AS PER PLAN                   | EACH            | 2                | \$1,000.00                | \$2,000.00   | \$750.00            | \$1,500.00   |
| 659                   | SEEDING AND MULCHING, CLASS 1                     | S.Y.            | 217              | \$3.00                    | \$651.00     | \$10.00             | \$2,170.00   |
| <b>BASE BID TOTAL</b> |                                                   |                 |                  |                           | \$145,843.00 |                     | \$149,761.00 |

Denotes math error in bid; submitted totals shown.



## **Resolution No. 2548-19**

*A RESOLUTION ACCEPTING THE REPORT OF THE CITY OF URBANA TAX INCENTIVE REVIEW COUNCIL (TIRC) ON THE STATUS OF THE ENTERPRISE ZONE AND COMMUNITY REINVESTMENT AREA AGREEMENTS, TO ACCEPT THE RECOMMENDATIONS OF THE TIRC CONCERNING THOSE AGREEMENTS*

**WHEREAS**, the City of Urbana has designated areas as an Enterprise Zone and Community Reinvestment Areas pursuant to the Ohio Enterprise Zone Act, which is contained in the Ohio Revised Code Sections 5709.61 through 5709.66, and Ohio Revised Code Chapter 3735; and

**WHEREAS**, the purpose of the Enterprise Zone and Community Reinvestment Area is to provide the community with the effective tool for managing and guiding economic development by enhancing the tax base, by encouraging and sustaining long term investment in the community, by enhancing the quality of life, and by preserving existing and attracting new business investment within said areas; and

**WHEREAS**, the duly appointed Tax Incentive Review Council (TIRC) met on March 7, 2019, and reviewed the status of each active Enterprise Zone agreement and Community Reinvestment Area agreement and made certain recommendations concerning action to either continue, modify or terminate said agreements; and

**WHEREAS**, the City of Urbana is required under Ohio Revised Code Section 5709.68 to submit an annual report regarding the status of each Enterprise Zone and Community Reinvestment Area agreement, the results of each project, and the recommendations of the TIRC, by March 31, 2019, to the Director of the Ohio Development Services Agency.

**NOW THEREFORE, BE IT RESOLVED BY URBANA CITY COUNCIL:**

**Section 1:** The review and recommendations made by the TIRC on March 7, 2019, as summarized on the attached "Enterprise Zone & Community Reinvestment Area Summary Report" for the City of Urbana, be accepted and that this report, and all other information required by the State of Ohio, be forwarded to the Director of the Ohio Department of Development, and all other appropriate entities, as noted in Ohio Revised Code Section 5709.68.

**Section 2:** Formal actions and discussion of City Council concerning this legislation were conducted in open meetings in compliance with Ohio Revised Code. §121.22 and Urbana Codified Ordinance §107.01.


\_\_\_\_\_  
Council President

Passed: \_\_\_\_\_

Attest: \_\_\_\_\_  
Council Clerk

This Resolution approved by me this \_\_\_\_ day of \_\_\_\_\_, 2019.

\_\_\_\_\_  
Mayor

|                                |                         |                           |  |                                                                                                                            |
|--------------------------------|-------------------------|---------------------------|--|----------------------------------------------------------------------------------------------------------------------------|
| Department requesting: CEP     |                         | Personnel: Marcia Bailey  |  | <i>Director of Law review</i><br><br> |
| Expenditure? Y N               | Emergency? Y N          | Public Hearing? Y N       |  |                                                                                                                            |
| Readings required: ① 2 3       |                         | Dates advertised: NA      |  |                                                                                                                            |
| First reading date:<br>3/19/19 | Second reading date(s): | Third/final reading date: |  |                                                                                                                            |

Anticipated effective date if approved: 3/31/19

---



---

**ENTERPRISE ZONE & COMMUNITY REINVESTMENT AREA SUMMARY REPORT**

---



---

**TO:** URBANA CITY COUNCIL MEMBERS  
**FROM:** MARCIA BAILEY  
**SUBJECT:** TAX INCENTIVE REVIEW COUNCIL RECOMMENDATIONS  
**DATE:** 3/19/2019  
**CC:** BILL BEAN, KERRY BRUGGER, CHRIS BOETTCHER

---

*Intent of Memo & Recommendation*

This memo provides Urbana City Council with the recommendations from the Tax Incentive Review Council (TIRC). Council must act on the recommendations during its 03/07/2019 meeting. If action is not taken by Council, the City cannot file its annual report on March 31<sup>st</sup> and the City will be fined \$500/report.

The Tax Incentive Review Council (TIRC) meets annually to review the Enterprise Zone Agreements and Post-1994 Community Reinvestment Area Agreements. Each agreement is different and is between the City and a company. Any company receiving a property tax incentive from the City agreed to a real property investment, creation of jobs, and/or retention of jobs. The TIRC meets annually to make sure the City and company are fulfilling their obligations under the agreement.

At 9:00 AM on Thursday, March 7, 2019, the TIRC met. The TIRC reviewed and evaluated the previous year's activities—2017 Taxes Paid in 2018—to determine if the companies receiving tax incentives are fulfilling their obligations with respect to investments and job creation/retention. The TIRC recommends the following action of Urbana City Council:

| Company Name           | Investment Commitment                                                                                                | Job Commitment                                                                                         | TIRC Recommendation |
|------------------------|----------------------------------------------------------------------------------------------------------------------|--------------------------------------------------------------------------------------------------------|---------------------|
| Willow Run Realty LLC  | <b>Commitment:</b><br>\$2,950,000 +/- 10% Real<br><b>Actual:</b><br>\$1,938,814 Real; \$302,586 Personal             | <b>Commitment:</b><br>Create 33; Retain 154<br><b>Actual:</b><br>Created 78; Retained 154              | Continue - EZ       |
| American Pan Co.       | <b>Commitment:</b><br>\$2,412,000 Real & Personal Combined<br><b>Actual:</b><br>\$510,378 Real; \$1,496,908 Personal | <b>Commitment:</b><br>Create 10; Retain 30 (best efforts)<br><b>Actual:</b><br>Created 11; Retained 30 | Continue - EZ       |
| White's Service Center | <b>Commitment:</b><br>\$250,000 Real; \$2,500 Personal<br><b>Actual:</b><br>\$250,000 Real                           | <b>Commitment:</b><br>Create 1; Retain 1<br><b>Actual:</b><br>Created 1; Retained 1                    | Continue - CRA      |

## Resolution # 2549-19

***A RESOLUTION ENACTED BY THE CITY OF URBANA, CHAMPAIGN COUNTY, OHIO, TO AUTHORIZE THE DIRECTOR OF ADMINISTRATION TO MAKE APPLICATION TO THE OHIO DEPARTMENT OF TRANSPORTATION UNDER THE SMALL CITY PROGRAM FOR IMPROVEMENTS TO SOUTH HIGH STREET, AND DECLARING AN EMERGENCY.***

WHEREAS, Burgess and Niple, Inc., under contract with the Clark County-Springfield Transportation Coordinating Committee in coordination with the Logan-Union-Champaign Regional Planning Commission (LUC), finalized a study of the South High Street Corridor between Miami Street (US Route 36) and Lewis B. Moore Drive (State Route 55); and

WHEREAS, the corridor study was primarily focused on drainage improvements, bicycle and pedestrian improvements, parking improvements, and potential intersection improvements in order to provide a more inviting space for residents in the corridor and adjacent Urbana University campus; and

WHEREAS, the corridor study was completed/finalized in February of 2019; and

WHEREAS, the City of Urbana desires to turn the recommendations and concepts outlined in this study to develop a construction project that will result in improvements to South High Street; and

WHEREAS, the City of Urbana is an eligible Local Public Agency (LPA) who can apply for federal project funding through the Ohio Department of Transportation's Small City Program; and

WHEREAS, the Small City Program can be utilized for projects that rehabilitate pavements, widen roadways, add curbs and sidewalks, and construct utility infrastructure (if deemed necessary to the project); and

WHEREAS, the Ohio Department of Transportation's 2019 application cycle for the Small City Program for projects scheduled to begin in State Fiscal Year 2023 or after can provide up to 80% of eligible construction costs with the remaining 20% being borne by the LPA; and

WHEREAS, the Ohio Department of Transportation's Small City Program can provide up to \$2,000,000.00 in grant funding for this project which is estimated to cost \$3,875,469.00; and

WHEREAS, the City of Urbana plans to submit additional grant funding applications to the Ohio Department of Transportation's Transportation Alternatives Program and the Ohio Public Works Commission in order to secure sufficient grant funding to make this project a reality.

**NOW, THEREFORE, BE IT RESOLVED BY THE URBANA CITY COUNCIL:**

**SECTION ONE:** The Director of Administration is hereby empowered on behalf of the City of Urbana to prepare an execute an application for funding through the Small City Program for the stated described project and to submit same to the State of Ohio, Department of Transportation.

**SECTION TWO:** If the City of Urbana is awarded funds from the Small City Program for this project, the LPA shall commit to pay up to 20% of the estimated construction costs. This local portion shall be funded using Permissive Tax Funds, Capital Improvement Funds, or TIF funds. The LPA further agrees to pay One Hundred Percent (100%) of the construction cost over and above the maximum amount provided by the State of Ohio, Department of Transportation and for all costs associated with engineering plans, environmental studies and documentation, right-of-way plans, and right-of-way acquisition, and environmental remediation, if necessary.

**SECTION THREE:** The City of Urbana further commits to budgeting for and appropriating the required local match dollars required for the project.

**SECTION FOUR:** Upon completion of the described Project, and unless otherwise agreed, the LPA shall: (1) provide adequate maintenance for the described Project in accordance with all applicable state and federal laws, including, but not limited to, 23 USC 116; (2) provide ample financial provisions, as necessary, for the maintenance of the described Project; (3) if necessary, maintain the right-of-way, keeping it free of obstructions; and (4) if necessary, hold said right-of-way inviolate for public highway purposes.

**SECTION FIVE:** If the application is approved for funding through the Small City Program, the Director of Administration of said LPA is hereby empowered on behalf of the LPA to enter into a contract with the Director of the Ohio Department of Transportation that is necessary to complete the above described project.

**SECTION SIX:** This resolution is hereby declared to be an emergency measure to take effect and be in force immediately upon passage to protect and promote public safety by promoting the timely submission of an application for the Small City Program by the June 15, 2019 deadline.


Passed: \_\_\_\_\_

\_\_\_\_\_  
Council President

Attest: \_\_\_\_\_  
Council Clerk

This Resolution approved by me this \_\_\_\_ day of \_\_\_\_\_, 20\_\_.

\_\_\_\_\_  
Mayor

|                                              |                      |                           |                                                                                       |
|----------------------------------------------|----------------------|---------------------------|---------------------------------------------------------------------------------------|
| Department requesting: Community Development |                      | Personnel: D. Crabill     | Director of Law review                                                                |
| Expenditure? Y (N)                           | Emergency? (Y) N     | Public Hearing? Y (N)     |  |
| Readings required: (1) 2 3                   |                      | If yes, dates advertised: |                                                                                       |
| First reading date:<br>March 19, 2019        | Second reading date: | Third/Final reading date: |                                                                                       |

Anticipated effective date if approved: March 19, 2019

**Resolution No. 2550-19**

**A RESOLUTION TO AUTHORIZE THE DIRECTOR OF ADMINISTRATION OF THE CITY OF URBANA TO ENTER INTO A MEMORANDUM OF AGREEMENT BETWEEN DRIVEOHIO AND THE CITY OF URBANA (THE MUNICIPALITY) TO PARTICIPATE IN THE AUTONOMOUS VEHICLE PILOT PROGRAM (AVPP) AND TO PROMOTE AUTONOMOUS VEHICLE TESTING SITES WITHIN THE CITY.**

**WHEREAS, Executive Order 2018-01K created DriveOhio as the smart mobility center for the State of Ohio, housed within the Ohio Department of Transportation, tasked with promoting the development of autonomous and connected vehicle technology; and**

**WHEREAS, Executive Order 2018-04K established the Autonomous Vehicle Pilot Program (AVPP) to link municipalities interested in promoting autonomous vehicle technology to industry; and**

**WHEREAS, Executive Order 2018-04K tasks DriveOhio with partnering with municipalities that volunteer to participate in the AVPP, to identify the unique testing attributes of the Municipality; and**

**WHEREAS, Section 5501.03(A)(3) of the Ohio Revised Code provides the Director of Transportation may coordinate the activities of the Department of Transportation with other appropriate public authorities, to enter into contracts with such authorities as necessary to carry out its duties; and**

**WHEREAS, the City of Urbana hosted a meeting with DriveOhio in late February with local leaders representing multiple community partners to explore opportunities to partner with DriveOhio locally; and**

**WHEREAS, from this meeting, potential testing sites and attributes were identified that are unique to the city for this type of testing; and**

**WHEREAS, regionally and statewide, numerous municipalities are already partnering with DriveOhio; and**

**WHEREAS, the City of Urbana (the Municipality) desires to partner with DriveOhio through its Autonomous Vehicle Pilot Program (AVPP) to promote autonomous vehicle testing within the city.**

**NOW THEREFORE, BE IT RESOLVED by the Council of the City of Urbana, Ohio:**

**Section 1: That the City of Urbana and Urbana City Council desire to partner with DriveOhio to further promote autonomous vehicle testing within the City of Urbana.**

**Section 2: That the Director of Administration of the City of Urbana is authorized to enter into and sign a memorandum of agreement with DriveOhio to participate in the Autonomous Vehicle Pilot Program (AVPP).**

Section 3: That the City of Urbana will determine, in coordination with DriveOhio, those areas that the Municipality would like to promote as autonomous vehicle testing sites.

Section 4: That the City of Urbana will determine, in coordination with DriveOhio, the unique attributes of the Municipality that can be used to promote testing within the Municipality.

Section 5: That the City of Urbana will work with DriveOhio to help to educate law enforcement and the public about autonomous vehicle testing that may occur within the Municipality.

Section 6: This ordinance shall be effective at the earliest time provided by law.

Passed: \_\_\_\_\_

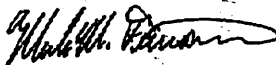
\_\_\_\_\_  
Marty Hess, Council President

Attest:

\_\_\_\_\_  
Amy Deere, Council Clerk

This Resolution approved by me this \_\_\_\_ day of \_\_\_\_\_, 2019.

\_\_\_\_\_  
Bill Bean, Mayor

|                                              |                      |                           |  |                                                                                       |
|----------------------------------------------|----------------------|---------------------------|--|---------------------------------------------------------------------------------------|
| Department requesting: Community Development |                      | Personnel: D. Crabill     |  | Director of Law review                                                                |
| Expenditure? Y (N)                           | Emergency? Y (N)     | Public Hearing? Y (N)     |  |  |
| Readings required: (1) 2 3                   |                      | If yes, dates advertised: |  |                                                                                       |
| First reading date:<br>3/19/2019             | Second reading date: | Third/Final reading date: |  |                                                                                       |

Anticipated effective date if approved: March 19, 2019



# Drive<sup>OH</sup>Ohio

The Future of Smart Mobility

**Your Guide to  
Smart Mobility  
in Ohio**



# Why Ohio?

## Ohio's Unparalleled Smart Mobility Assets

There is no better place for companies to develop, test, deploy and commercialize smart mobility technologies because Ohio has a mix of assets and resources unmatched in any other state:

**Testing Facilities:** The diversity and quantity of smart mobility projects and facilities aimed at testing autonomous and connected technologies in real-world environments is unmatched by other states.

**Regulatory Environment:** With the creation of DriveOhio and an executive order explicitly authorizing self-driving vehicle testing, Ohio's regulatory climate are ideal for smart mobility innovation.

**Geography:** Ohio's mix of urban and rural areas, as well as the state's four-season weather conditions, offer a diverse environment for researchers to test their mobility projects.

**Location:** The state is within a day's drive of 60 percent of the country's population and 70 percent of light vehicle production in North America.

**Investment Support:** The state has invested \$16 billion in recent transportation infrastructure projects, and after Columbus won the \$50 million "Smart City Challenge," Ohio's private sector poured more than \$500 million into autonomous and connected vehicle technologies as part of the Smart Columbus initiative.



# Smart Mobility Projects

## The Future of Smart Mobility Begins in Ohio

DriveOhio brings together those who are responsible for building infrastructure in Ohio with those who are developing autonomous, connected and unmanned aerial technologies. Current projects across Ohio include:

**Smart Cities:** As the winner of the U.S. Dept. of Transportation's first-ever "Smart City Challenge," Columbus is using its grant awards totaling \$50 million as seed funding for "Smart Columbus," a regional initiative to create a first-of-its-kind interconnected smart transportation system. Marysville, Ohio, is installing dedicated short-range communications units in 27 traffic signals across the city that will communicate with 1,500 vehicles outfitted with onboard units, improving traffic and pedestrian safety at these intersections. Meanwhile, other smart city use cases and projects are in development in most of the state's major cities.

**Smart Corridors:** On highways across the state, including the Ohio Turnpike, wireless roadside sensors, high-tech cameras, dedicated short-range communications units and fiber-optic connections are being deployed to better monitor and manage traffic conditions, while allowing open-road testing of autonomous and connected vehicles.

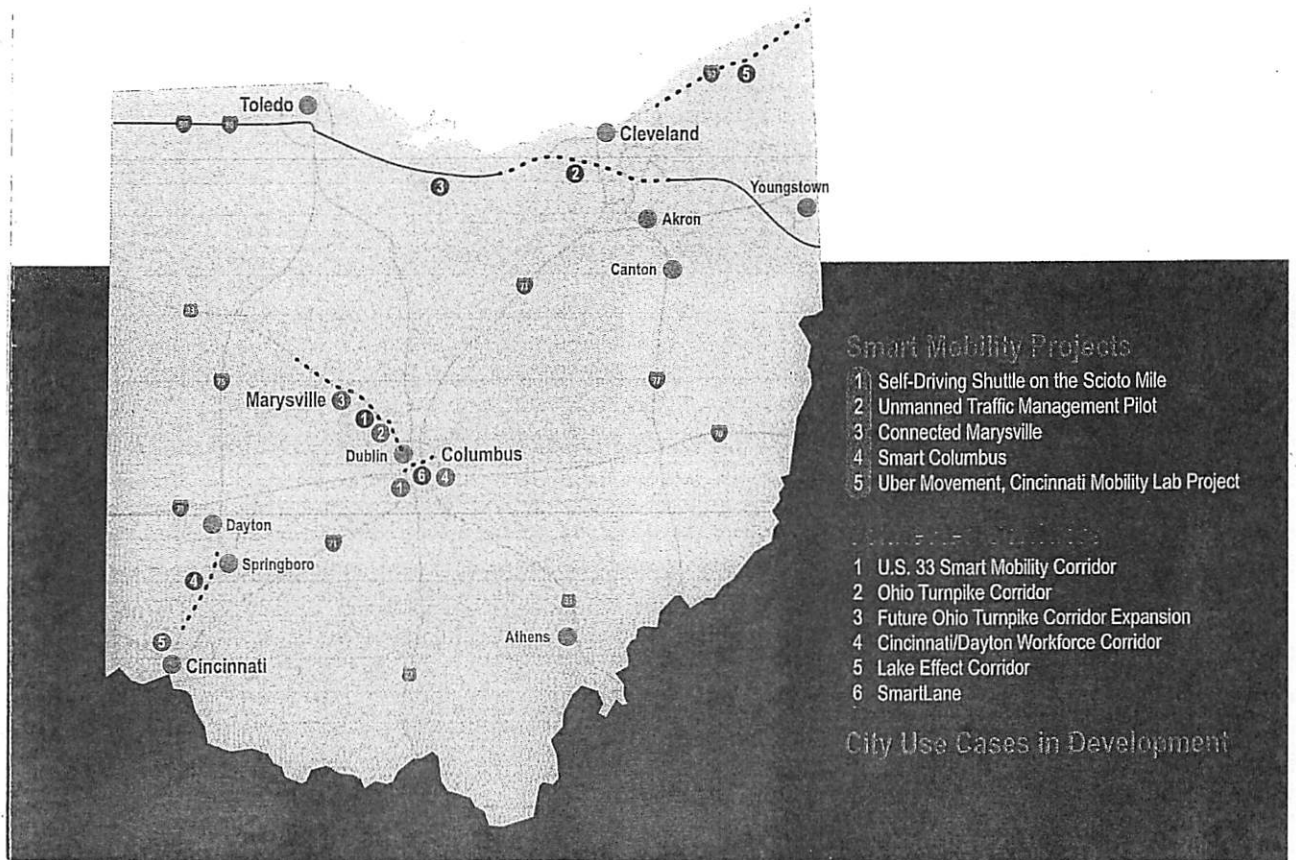
**Autonomous Shuttles:** Columbus, Dayton and Cincinnati are introducing self-driving shuttles to more efficiently move employees to work sites, expand mass transit options, and help develop the guidelines for future self-driving transit projects throughout the country.



**Transportation Information Management System (TIMS):** Across the state, transportation data pertaining to Ohio's roadway system is collected, analyzed and disseminated. From roadway information and priority snow routes, to traffic counts and transportation projects, all of this information is publicly available and accessible on laptops or smart phones, equipping Ohioans with better data to make better travel decisions.

**Unmanned Aircraft Systems:** The state is pushing drone research and smart mobility forward with the Ohio Unmanned Aircraft Systems Center in Springfield, developing a ground-based detect-and-avoid radar system for drones, and using unmanned aerial vehicles for monitoring traffic and road conditions.

**Advanced Vehicle Testing:** North America's largest independent automotive proving grounds, the Transportation Research Center (TRC), is located in Ohio. The TRC is home to the nation's only federal vehicle test laboratory and a new 540-acre SMART Center for testing autonomous and connected vehicles. The Ohio State University has several automotive research and testing facilities, including the Center for Automotive Research, which focuses on intelligent transportation systems and sustainable mobility.




## About DriveOhio

### Connecting and Coordinating Smart Mobility Projects

Red tape and government barriers can hamstring the development, testing and deployment of smart mobility technologies in most states. But DriveOhio brings dozens of private and public entities together under one umbrella, serving as the hub for all things autonomous and connected in the state.

Instead of asking companies to work simultaneously with multiple agencies, DriveOhio is a one-stop shop for those developing, testing and deploying advanced mobility solutions in Ohio. DriveOhio provides a single point of contact for businesses to more quickly and efficiently access the needed resources for smart mobility projects.

With these projects, DriveOhio aims to improve transportation safety and reliability, provide for the mobility needs of all people regardless of limitations, and prepare the workforce for new and disruptive technologies.



Contact DriveOhio Today

**Partner with DriveOhio and Advance  
Your Smart Mobility Project**

Are you interested in learning more about smart mobility projects and capabilities in Ohio or partnering with public and private sector entities through DriveOhio?

**Get in touch now!**

DriveOhio

An initiative of the Ohio Department of Transportation

(614) 387-5175

[drive.ohio.gov](http://drive.ohio.gov)

**MEMORANDUM OF AGREEMENT BETWEEN**

**DRIVEOHIO**

**AND**

**(insert name of THE MUNICIPALITY)**

THIS MEMORANDUM OF AGREEMENT (Agreement) is made between DriveOhio, acting by and through the Executive Director (hereinafter referred to as DRIVEOHIO), 1980 West Broad Street, Columbus, Ohio 43223 and (the Municipality) acting by and through (insert) (hereinafter referred to as the Municipality), (Municipality address).

**WHEREAS**, Executive Order 2018-01K created DriveOhio as the smart mobility center for the State of Ohio, housed within the Ohio Department of Transportation, tasked with promoting the development of autonomous and connected vehicle technology;

**WHEREAS**, Executive Order 2018-04K established the Autonomous Vehicle Pilot Program (AVPP), to link municipalities interested in promoting autonomous vehicle testing to industry;

**WHEREAS**, Executive Order 2018-04K tasks DriveOhio with partnering with municipalities that volunteer to participate in the AVPP, to identify the unique testing attributes of the Municipality;

**WHEREAS**, Section 5501.03(A)(3) of the Ohio Revised Code provides the Director of Transportation may coordinate the activities of the Department of Transportation with other appropriate public authorities, to enter into contracts with such authorities as necessary to carry out its duties;

**WHEREAS** the Municipality has volunteered to be a part of the AVPP by (passing an ordinance, executive order, etc.); and

**NOW THEREFORE**, for and in consideration of the mutual covenants hereinafter stipulated to be kept and performed, it is agreed by the parties as follows:

**SECTION I: RECITALS**

The foregoing recitals are hereby incorporated as a material part of this Agreement

**SECTION II: PURPOSE**

This Agreement outlines the obligations and responsibilities of the Municipality and DriveOhio with regard to autonomous vehicle testing within the boundaries of the Municipality.

### **SECTION III: MUNICIPALITY OBLIGATIONS**

1. The Municipality will determine, in coordination with DriveOhio, those areas the Municipality would like to promote as autonomous vehicle testing sites. These testing sites will not exclude autonomous vehicle testing in other areas, but will be those sites that the Municipality seeks to actively encourage testing. This can include:
  - a. Areas that have a specific need, i.e. first mile/last mile applications
  - b. Areas that are specific districts, i.e. entertainment or commercial districts
2. The Municipality will determine, in consultation with DriveOhio, the unique attributes of the Municipality that can be used to promote testing within the Municipality. These attributes may include:
  - a. Specific weather patterns
  - b. The availability of connected vehicle infrastructure
  - c. Population density
  - d. Geography
  - e. The presence of signalized intersection, roundabout, etc.
  - f. Any other unique attribute
3. The Municipality agrees that it will work with DriveOhio to help educate law enforcement that has authority within the jurisdiction of the Municipality as to the presence of autonomous vehicles. The Municipality will assist in educating law enforcement as to how to interact with the autonomous vehicles and how to react to public inquiries about the autonomous vehicles.

### **SECTION III: DRIVEOHIO OBLIGATIONS**

1. DriveOhio agrees to publish the partnership status of the Municipality on its website and in any materials DriveOhio distributes to autonomous vehicle testers.
2. DriveOhio agrees to promote the unique attributes of the Municipality to all partner autonomous vehicle testers and to attempt to match autonomous vehicle testers with the Municipality based upon the attributes the tester is seeking.
3. DriveOhio will notify the Municipality, by contacting the contact person listed above, when any autonomous vehicle tester becomes a partner with DriveOhio, and will identify the unique attributes that tester is seeking.

4. DriveOhio will coordinate with the Municipality to continue to upgrade the unique attributes the Municipality possesses as it receives input from autonomous vehicle testers
5. DriveOhio will coordinate with the Municipality to educate law enforcement as to how to interact with Autonomous Vehicles.
6. DriveOhio will coordinate with the Municipality on any efforts to educate the public about the presence of autonomous vehicles within the Municipality.

#### **SECTION IV: FINANCIAL RESOURCES**

Nothing in this Agreement constitutes an obligation by DriveOhio, the Ohio Department of Transportation or the Municipality to provide any financial resources. Any agreement to provide financial resources will need to be stated in a separate document, signed by both parties.

#### **SECTION V: TERM AND TERMINATION**

This Agreement shall continue until the parties elect to terminate the Agreement. Either party may terminate the Agreement by giving ninety (90) days written notice to the other party.

#### **SECTION VI: NOTICE**

Notice under this agreement Municipality shall be directed as follows:

As to ODOT:

Executive Director  
DriveOhio  
1980 West Broad Street  
Columbus, OH 43223

Email:

Telephone:

As the (insert name of Municipality):

Name  
Address  
City, State, ZIP

Email:

Telephone:



Alternate Contact Name:  
Email  
Telephone

## **SEXTION VII: MISCELLANEOUS PROVISIONS**

1. **Entire Agreement.** This Agreement constitutes the entire agreement between the Parties. No understandings, agreements, or representations, oral or written, not specified within this Agreement will be valid provisions of this Agreement. This Agreement may not be modified, supplemented or amended, in any manner, except by written agreement signed by both Parties.
2. **Governing Law.** This Agreement shall be governed, construed, and interpreted in accordance with the laws of the State of Ohio. To the extent that ODOT is a party to any litigation arising out of, or relating in any way to, this Agreement or the performance thereunder, such an action shall be brought only in a court of competent jurisdiction in Franklin County, Ohio.
3. **Records Retention.** All records regarding this Agreement shall be maintained for at least three years after the completion of this Agreement.
4. **Severability.** Any provision of this Agreement found to be prohibited by law shall be ineffective to the extent of such prohibition without invalidating the remainder of the Agreement.
5. **Assignment.** Neither this Agreement nor any rights, duties, or obligations described herein shall be assigned or subcontracted by either Party hereto without the prior express written consent of the other Party.
6. **The Parties agree that no agency, employment, joint venture or partnership has been or will be created between DriveOhio or the Ohio Department of Transportation and the Municipality**
7. **Compliance with Laws.**
  - A. Each of the Parties shall comply with all applicable federal, state and local laws, rules, regulations and ordinances, and all provisions required thereby to be included herein are hereby incorporated by reference. The enactment or modification of any applicable state or federal statute or the promulgation of rules or regulations there under, after execution of this Agreement shall be reviewed by the State and the Parties to determine whether the provisions of this Agreement require formal modification.
  - B. Each of the Parties represents and warrants that the Parties and their subcontractors, if any, shall obtain and maintain all required permits, licenses, registrations and approvals, as well as comply with all health, safety, and environmental statutes, rules, or regulations in the performance of work activities under this agreement.

Failure to do so may be deemed a material breach of this Agreement and grounds for termination and denial of further work with the State.

C. Negligent Acts or Omissions. To the extent permitted by Ohio law, including but not limited to the Ohio Constitution, Ohio Revised Code Chapter 2743 et seq. and Ohio Revised Code Section 3345.40, each Party agrees to be responsible for those damages or losses, which arise directly from the negligent acts or omissions of its own employees in performance of the agreement.

9. Title to inventions conceived or reduced to practice by Drive Ohio or its personnel related to, pertaining to, or in connection with this Agreement shall be the property of Drive Ohio. The copyright to all materials prepared by Drive Ohio shall belong to Drive Ohio. Drive Ohio shall notify Municipality prior to the incorporation of Municipality materials or services in reference to materials developed by Drive Ohio that mention or reference Municipality services.

10. Any list of attributes or testing sites provided by the city can become attachments to this agreement once provided to DriveOhio, if not already exhibits.

**SECTION VIII: SIGNATURES**

Any person executing this agreement in a representative capacity hereby warrants that he/she has been duly authorized by his/her principal to execute this agreement on such principal's behalf.

Any party hereto may deliver a copy of its counterpart signature page to this Agreement via fax or e-mail. Each party hereto shall be entitled to rely upon a facsimile signature of any other party delivered in such a manner as if such signature were an original.

The parties hereunto have cause Agreement to be duly executed in duplicate as of the day and year last written below.

**ODOT**

By: \_\_\_\_\_

Title: \_\_\_\_\_

Date: \_\_\_\_\_

**(insert name of Municipality)**

By: \_\_\_\_\_

Title: \_\_\_\_\_

Date: \_\_\_\_\_

DRAFT

## Resolution # 2551-19

***A RESOLUTION TO INDICATE LOCAL SUPPORT OF AN APPLICATION BY THE DEVELOPERS OF LEGACY PLACE TO THE OHIO HISTORIC PRESERVATION TAX CREDIT PROGRAM, AND DECLARING AN EMERGENCY.***

WHEREAS, the Douglas Inn on Monument Square at 111 Miami Street in downtown Urbana has been vacant and underutilized since at least 2007; and

WHEREAS, the Urbana City School District has completed its project to construct new school buildings for the students of the Urbana community; and

WHEREAS, South Elementary School at 725 South Main Street and North Elementary at 626 North Russell Street are no longer needed for educational purposes by the district and may be subject to demolition as a result; and

WHEREAS, Flaherty and Collins Properties is working to redevelop the Douglas Inn, South Elementary School, and North Elementary School for approximately 51 units of affordable senior housing as part of a larger community partnership; and

WHEREAS, redevelopment of these existing buildings for new senior housing is the preferred alternative for these buildings versus demolition of these buildings and the creation of vacant land at these sites; and

WHEREAS, the City of Urbana strongly supports the continued development of this project and an application being submitted by Flaherty and Collins Properties or its affiliates to the Ohio Development Services Agency's Ohio Historic Preservation Tax Credit Program; and

WHEREAS, Flaherty and Collins Properties or its affiliates can earn points on their competitive application for an Ohio Historic Preservation Tax Credit through the Ohio Development Services Agency by demonstrating local support of their application.

**NOW, THEREFORE, BE IT RESOLVED BY THE URBANA CITY COUNCIL:**

**Section 1:** That the City of Urbana and Urbana City Council strongly support the efforts of Flaherty and Collins Properties or its affiliates to obtain the necessary financing resources that are available through the Ohio Development Services Agency's Ohio Historic Preservation Tax Credit Program.

**Section 2:** That the City of Urbana and Urbana City Council strongly support the adaptive reuse of the historic structures known locally as the Douglas Inn, South Elementary, and North Elementary for new, affordable housing for seniors as part of the Legacy Place project by Flaherty and Collins Properties or its affiliates.

**Section 3:** That this Resolution is hereby declared to be an emergency measure as this redevelopment project protects public health, safety, and welfare by restoring vacant buildings to productive use within the community.

Passed: \_\_\_\_\_

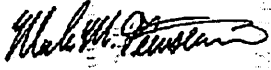
\_\_\_\_\_  
Council President

Attest: \_\_\_\_\_

Council Clerk

This Resolution approved by me this \_\_\_\_ day of \_\_\_\_\_, 2019.

\_\_\_\_\_  
Mayor

|                                              |                      |                           |                                                                                     |
|----------------------------------------------|----------------------|---------------------------|-------------------------------------------------------------------------------------|
| Department requesting: Community Development |                      | Personnel: D. Crabill     | Director of Law review                                                              |
| Expenditure? Y (N)                           | Emergency? (Y) N     | Public Hearing? Y (N)     |  |
| Readings required: (1) 2 3                   |                      | If yes, dates advertised: |                                                                                     |
| First reading date:<br>3/19/2019             | Second reading date: | Third/Final reading date: |                                                                                     |

Anticipated Effective Date: 3/19/2019